

**Caerphilly County Borough Council Gypsy and Traveller
Accommodation Assessment**

**Final Report
February 2016**

DRAFT

Table of Contents

| | |
|---|----|
| Chapter One – Policy Context..... | 4 |
| 1.0 Introduction | 4 |
| 1.1 Purpose of the GTAA | 4 |
| 1.2 Report Structure..... | 5 |
| 1.3 Legislation & Guidance | 5 |
| 1.4 Definition of Key Terms..... | 7 |
| Chapter Two – Background and analysis of existing data..... | 8 |
| 2.0 Previous Gypsy and Traveller Accommodation Assessment findings..... | 8 |
| 2.1 Population Data..... | 8 |
| 2.2 Caravan Count..... | 15 |
| 2.3 Current Accommodation Provision..... | 16 |
| Chapter Three - Methodology | 19 |
| 3.0 Project Steering Group Composition..... | 19 |
| 3.1 Study Methodology | 19 |
| Chapter Four - Survey Findings | 24 |
| 4.0 Households interviews | 24 |
| 4.1 Demographic Profile of Population..... | 24 |
| 4.2 Suitability of Current Accommodation | 26 |
| 4.3 Accommodation Aspirations..... | 31 |
| 4.4 Household Growth | 33 |
| 4.5 Conclusions..... | 36 |
| Chapter Five – Assessing Accommodation Needs | 38 |
| 5.0 Residential Unmet Need | 38 |
| 5.1 Transit Unmet Need | 40 |
| Chapter Six – Conclusions, Recommendations & Next Steps | 42 |
| 6.0 Conclusions & Recommendations | 42 |
| 6.1 Next Steps..... | 43 |
| Appendix 1: Definition of Key Terms | 44 |
| Appendix 2: Survey Poster..... | 47 |
| Appendix 3: Survey Flyer | 48 |
| Appendix 4: A List of Organisations Consulted | 49 |
| Appendix 5: Interview Log (edited version) | 50 |
| Appendix 6: 2011 Census Data Regional Analysis | 57 |
| Appendix 7: Letter to Schools | 60 |

Table of Figures

Table 2.1: Breakdown of resident by age group..... 9

Table 2.2: Breakdown of resident by age group and gender (male)..... 9

Table 2.3: Breakdown of resident by age group and gender (female)..... 10

Table 2.4: Breakdown of residents aged 16+ by economic activity 10

Table 2.5: Breakdown of residents aged 16+ by economic inactivity reason 11

Table 2.6: Breakdown of resident aged 16+ by highest level of qualification 11

Table 2.7: Breakdown of residents by general health 12

Table 2.8: Breakdown of residents by household composition..... 12

Table 2.9: Gypsy Traveller Caravan Count 16

Table 2.10: Analysis of unauthorised encampments 17

Figure 4.1: Respondent by Ethnicity..... 25

Figure 4.2: Respondent by age group 25

Figure 4.3: Respondent by gender 26

Figure 4.4: Respondent by number of people in household 26

Figure 4.5: A1 Where do you live now?..... 27

Figure 4.6: A2 Are you satisfied with your current accommodation?..... 27

Figure 4.7: Can you tell me why you live here?..... 28

Figure 4.8: How long have you lived here? 28

Figure 4.9: A5 If you moved within the last year, was your last home in this local authority? 29

Figure 4.10: A6 How long do you think you'll stay here?..... 29

Figure 4.11: A7 Would you stay longer if changes or improvements were made to your current accommodation?..... 30

Figure 4.12: B2 If living in caravans, are there enough sleeping areas for all residents?..... 30

Figure 4.13: B4 Would anyone in your family like to join the local authority waiting list for pitches or housing? 31

Figure 4.14: Are you planning to move into other accommodation? 32

Figure 4.15: C5 Do you own land in the local authority which you would like to be considered as a possible future site? 32

Figure 4.16: C6 If you are looking for an authorised pitch, would you live on a site managed by the local authority if offered one?..... 33

DRAFT 2016 GYPSY TRAVELLER ACCOMMODATION ASSESSMENT

| | |
|---|----|
| Figure 4.17: D1 Is anyone in your household likely to move to their own home in the next 5 years?..... | 34 |
| Figure 4.18: D4 Do you have family members living outside of this area who camp in this local authority regularly? | 34 |
| Figure 4.19: E1 Have you camped by the roadside / on an unauthorised encampment / on a transit site in Wales while travelling in the past year? | 35 |
| Figure 4.20: Do you think there is a need for more transit sites in Wales?..... | 36 |
| Table 5.1: Current residential supply..... | 38 |
| Table 5.2: Planned residential supply..... | 38 |
| Table 5.3: Current residential demand | 38 |
| Table 5.4: Future household growth..... | 39 |
| Table 5.5: Unmet need..... | 39 |

Chapter One – Policy Context

1.0 Introduction

- 1.0.1 This report outlines the findings of the 2016 Gypsy Traveller Accommodation Assessment (GTAA) undertaken by Caerphilly County Borough Council. In coming to its findings the report considers a range of quantitative and qualitative data based on existing data sources and interviews carried out with members of the Gypsy Traveller community.
- 1.0.2 The GTAA was undertaken in-house by the council in accordance with [guidance](#) issued to local authorities by Welsh Government. It was completed between June 2015 and February 2016.
- 1.0.3 The term Gypsy Traveller in this report conforms to the definition contained within section 108 of the Housing (Wales) Act 2014 and includes travelling showpeople and New Travellers, whether or not they can demonstrate a continued nomadic lifestyle.

1.1 Purpose of the GTAA

- 1.0.4 The purpose of the GTAA is to provide the council with an indication of the accommodation requirements of Gypsies and Travellers living in or travelling through the borough, and to make provision for permanent sites where the GTAA identifies an unmet need for mobile home pitches. In addition, the GTAA should also provide evidence, where applicable, of the requirement for transit provision and/or legal stopping place(s).
- 1.0.5 The main aims of the GTAA was to:
1. ensure compliance with the local authority duties under part 3 of the Housing (Wales) Act 2014;
 2. understand the accommodation needs of Gypsies and Travellers living in or travelling through the borough; and
 3. provide an evidence base to underpin the review of the council's Local Development Plan.
- 1.0.6 Evidence provided by the GTAA will be considered by the council as part of the first review of the local development plan, which at the time of writing this report is currently in progress.
- 1.0.7 The GTAA drew on a range of data sources including:
- a review of secondary sources;
 - discussions with organisations involved with Gypsy and Traveller issues; and
 - face-to-face surveys of Gypsies and Travellers living in or travelling through the borough.

1.2 Report Structure

1.2.1 The GTAA report is structured into a series of chapters in accordance with the template structure provided by Welsh Government:

- Chapter one covers legislative requirements placed on local authorities in Wales for assessing the accommodation needs of the Gypsy Traveller community and statutory guidance;
- Chapter two provides an analysis of existing data sources including the 2011 Census, council records and the caravan count;
- Chapter three sets out the methodology undertaken to complete the primary survey of Gypsies and Travellers living in or travelling through the borough;
- Chapter four provides a summary of the survey findings including household interviews, population profile, accommodation requirements and household growth;
- Chapter five considers the assessment of accommodation needs both in terms of permanent residential pitches and transit sites; and
- Chapter six is the concluding chapter and includes any recommendations emanating from the undertaking of the GTAA and sets out any next steps.

1.3 Legislation & Guidance

1.3.1 The following section provides a summary of the key pieces of legislation and guidance which local authorities should have regard to when assessing or meeting the accommodation needs of Gypsies and Travellers.

Housing (Wales) Act 2014 duties

- 1.3.2 [Part 3 of the Housing \(Wales\) Act 2014](#) places a duty on local authorities in Wales to assess the accommodation needs of Gypsies and Travellers either living in or resorting to their area and, where identified, meet the assessed needs. Section 101 provides the duty to assess and section 103 provides the duty to meet assessed needs.
- 1.3.3 Section 104 of the Act provides that the Welsh minister may direct the local authority to exercise its powers under section 56 of the [Mobile Homes Wales\) Act 2013](#) if they fail to comply with section 103 of the Housing (Wales) Act 2014.
- 1.3.4 All local authorities in Wales must undertake their first accommodation assessments under the Housing (Wales) Act 2014 within 12 months of commencement.

DRAFT 2016 GYPSY TRAVELLER ACCOMMODATION ASSESSMENT

1.3.5 Local authorities are also required to submit accommodation assessments for approval of Welsh ministers, which identify the needs within the specific local authority area. The duty to undertake GTAAs, under Part 3 of the Housing (Wales) Act 2014, rest with individual local authorities.

Mobile Homes (Wales) Act 2013

1.3.6 Section 56 of the Mobile Homes (Wales) Act 2013 provides the power for local authorities to provide sites for mobile homes where the GTAA identifies a need. Section 56 does not provide a local authority with the power to provide mobile homes.

1.3.7 In exercising its powers under section 56, to provide sites for mobile homes, a local authority must have regard to any standards specified by the Welsh ministers under section 10, in respect of site layout and the provision of facilities, services and equipment.

Welsh Government Planning Circular 30/2007

1.3.8 [Welsh Government Planning Circular 30/2007](#) provides guidance to local authorities on the planning aspects of finding sustainable sites for mobile homes for Gypsies and Travellers to live in and how to work with Gypsies and Travellers to achieve this aim.

Welsh Government Planning Circular 78/91

1.3.9 [Welsh Government Planning Circular 78/91](#) gives advice to local authorities about planning considerations relating to travelling showpeople when preparing development plans and handling applications from showpeople.

Welsh Government Designing Gypsy and Traveller Sites Guidance

1.3.10 Local authorities should have regard to Welsh Government guidance (2015) on [Designing Gypsy and Traveller Sites](#) when developing sites for mobile homes to ensure that such sites are designed and managed in culturally-appropriate ways and provide a good standard of living.

Caerphilly County Borough Local Development Plan Up to 2021 (adopted 2010)

1.3.11 The evidence base for the [adopted LDP](#) indicated that there was no identified need for a Gypsy and Traveller site and, therefore, no permanent or transit sites were allocated in the LDP.

1.3.12 The plan does, however, set out a criteria based policy on Locational Constraints – Gypsy and Traveller Caravan Sites (Policy CW21), against which any planning applications for permanent and transit Gypsy and Traveller caravan sites would be assessed should they come forward in the plan period.

1.4 Definition of Key Terms

1.4.1 A list of key terms used in this report is provided in Appendix 1.

Chapter Two – Background and analysis of existing data

2.0 Previous Gypsy and Traveller Accommodation Assessment findings

- 2.0.1 As part of the 2007 local housing market assessment, undertaken on behalf of the council by Fordham Research, an analysis of the accommodation requirements of Gypsies and Travellers was undertaken using a range of existing information from secondary data sources and a primary survey undertaken as part of the assessment.
- 2.0.2 The household survey undertaken as part of the assessment revealed that only 2 people had identified as a Gypsy or Traveller. These people were deemed by the assessment not to be in housing need.
- 2.0.3 Fordham Research concluded that they were unable to provide an estimate of the extent of need due to a limitation in the existing data sources available at the time of undertaking the assessment.
- 2.0.4 The 2007 local housing market assessment provided an evidence base for the development of the local housing strategy (2008-13) and the [LDP \(2010\)](#).
- 2.0.5 Since 2010, a small internal working group of council officers, which cuts across service areas, have met biannually to monitor any changes to the level of accommodation needs identified in the 2007 local housing market assessment. Up until the undertaking of the 2015 GTAA the group considered a range of secondary data sources and other available information. The group failed to identify any discernible change since 2007 in the level of accommodation requirements.
- 2.0.6 A household survey was undertaken as part of the 2015 local housing market assessment. One household stated that they would like and expect to live in a caravan, although, not within this borough. This household was living in a semi-detached house and did not self-ascribe as Gypsy or Traveller in the ethnic origin question.

2.1 Population Data

- 2.1.1 The information included within this section is taken from the [2011 Census](#), as compiled by the Office of National Statistics. The 2011 Census shows that 31 people, or just 0.02% of the total population in the borough, described their ethnicity as 'Gypsy or Irish Traveller'. Due to the relatively small number of people who self-ascribed as Gypsy or Irish Traveller in the 2011 Census the Office of National Statistics would have used data swapping techniques to protect people's identity. Care needs to be taken, therefore, when analysing this data or drawing any conclusions from it.

DRAFT 2016 GYPSY TRAVELLER ACCOMMODATION ASSESSMENT

2.1.2 Provided for reference in Appendix 6 is a breakdown of the cross tabular information extracted from the 2011 Census for Caerphilly county borough, together with comparison information for a number of other local authorities in the South East Wales region.

2.1.3 Table 2.1 below provides a breakdown of residents by age group. It shows that all the Gypsy or Irish Travellers living within the county borough as at the 2011 Census were aged under 65 years. The majority were in the 40-64 age group, which accounted for 58.1% of all Gypsy or Irish Traveller residents, compared with 34% of the population of the county borough as a whole. A smaller proportion of Gypsy or Irish Travellers were aged 0-17 years than in the borough as a whole (16.1% compared with 22.2%).

Table 2.1: Breakdown of resident by age group

| | Caerphilly county borough | | | |
|----------------------------|---------------------------|------|------------------------|------|
| | All residents | | Gypsy/Irish Travellers | |
| | Number | % | Number | % |
| All usual residents | 178,806 | | 31 | |
| Aged 0-17 years | 39,691 | 22.2 | 5 | 16.1 |
| Aged 18-39 years | 48,800 | 27.3 | 8 | 25.8 |
| Aged 40-64 years | 60,750 | 34.0 | 18 | 58.1 |
| Aged 65 years and over | 29,565 | 16.5 | 0 | 0.0 |

Source: 2011 Census, ONS

2.1.4 Table 2.2 below provides a breakdown of residents by age and gender (male). It shows that just over half the Gypsy or Irish Traveller residents were males. 75% of these were in the 40-64 age group (compared with 34.3% of the county borough as a whole), with the remainder equally split over the 0-17 and 18-39 age groups.

Table 2.2: Breakdown of resident by age group and gender (male)

| | Caerphilly county borough | | | |
|------------------------------|---------------------------|------|------------------------|------|
| | All residents | | Gypsy/Irish Travellers | |
| | Number | % | Number | % |
| Male usual residents | 87,701 | | 16 | |
| Males aged 0-17 years | 20,338 | 23.2 | 2 | 12.5 |
| Males aged 18-39 years | 24,062 | 27.4 | 2 | 12.5 |
| Males aged 40-64 years | 30,060 | 34.3 | 12 | 75.0 |
| Males aged 65 years and over | 13,241 | 15.1 | 0 | 0.0 |

Source: 2011 Census, ONS

2.1.5 Table 2.3 provides breakdown of resident by age group and gender (female). It shows that just under half of Gypsy and Irish Travellers were females. Two fifths of these were in the 18-39 age group (compared with 27.2% of the county

DRAFT 2016 GYPSY TRAVELLER ACCOMMODATION ASSESSMENT

borough as a whole), two fifths were in the 40-64 age group (33.7% of the county borough as a whole), with the remainder in the 0-17 age group.

Table 2.3: Breakdown of resident by age group and gender (female)

| | Caerphilly county borough | | | |
|--------------------------------|---------------------------|------|------------------------|------|
| | All residents | | Gypsy/Irish Travellers | |
| | Number | % | Number | % |
| Female usual residents | 91,105 | | 15 | |
| Females aged 0-17 years | 19,353 | 21.2 | 3 | 20.0 |
| Females aged 18-39 years | 24,738 | 27.2 | 6 | 40.0 |
| Females aged 40-64 years | 30,690 | 33.7 | 6 | 40.0 |
| Females aged 65 years and over | 16,324 | 17.9 | 0 | 0.0 |

Source: 2011 Census, ONS

2.1.6 Table 2.4 below provides a breakdown of residents aged 16+ by economic activity. It shows that 83.8% of the Gypsy and Irish Traveller residents were aged 16+. Of these, 30.8% were economically active compared with 59% of all residents. All of the economically active Gypsy or Irish Travellers were in some form of employment. For males this was either full-time or self-employment, and for females this was part-time or full-time employment.

Table 2.4: Breakdown of residents aged 16+ by economic activity

| | Caerphilly county borough | | | |
|--|---------------------------|------|------------------------|------|
| | All residents | | Gypsy/Irish Travellers | |
| | Number | % | Number | % |
| All usual residents aged 16+ | 143,825 | | 26 | |
| Economically active residents aged 16+ | 85,212 | 59.3 | 8 | 30.8 |
| % of economically active residents aged 16+ who are: | | | | |
| Employed part-time | 17,378 | 12.1 | 1 | 3.9 |
| Employed full-time | 50,275 | 35.0 | 5 | 19.2 |
| Self employed | 7,966 | 5.5 | 2 | 7.7 |
| Full-time students | 2,852 | 2.0 | 0 | 0.0 |
| Unemployed | 6,741 | 4.7 | 0 | 0.0 |

Source: 2011 Census, ONS

2.1.7 Table 2.5 below provides a breakdown of residents aged 16+ by economic inactivity reason. It shows that 69.2% of Gypsy and Irish Travellers aged 16+ were economically inactive compared with 40.7% of all residents. A much lower proportion was retired, and much higher proportions were looking after the home/family or were long term sick/disabled. The majority of males were long-term sick/disabled, and this was also the most common category for females, followed by the looking after the home/family category.

DRAFT 2016 GYPSY TRAVELLER ACCOMMODATION ASSESSMENT

2.1.8 In terms of the industry of employment, whilst the numbers were very small, the most popular categories for Gypsy and Irish Travellers were wholesale & retail trade; repair of motor vehicles/motorcycles and public administration & defence; compulsory social security.

Table 2.5: Breakdown of residents aged 16+ by economic inactivity reason

| | Caerphilly county borough | | | |
|--|---------------------------|------|------------------------|------|
| | All residents | | Gypsy/Irish Travellers | |
| | Number | % | Number | % |
| Economically inactive residents aged 16+ | 58,613 | 40.7 | 18 | 69.2 |
| % of economically inactive residents aged 16+ who are: | | | | |
| Retired | 32,775 | 22.8 | 1 | 3.8 |
| Students | 5,901 | 4.1 | 0 | 0.00 |
| Looking after home or family | 5,681 | 3.9 | 4 | 15.4 |
| Long term sick or disabled | 11,130 | 17.7 | 11 | 42.3 |
| Other | 3,126 | 2.2 | 2 | 7.7 |

Source: 2011 Census, ONS

2.1.9 Table 2.6 below provides a breakdown of resident aged 16+ by highest level of qualification. It shows that 61.5% of Gypsy or Irish Travellers had no qualifications compared with 31.4% of all residents. Conversely, 23.1% of Gypsy or Irish Travellers held a Level 4 qualification (degree, higher degree, NVQ Level 4-5, HNC/D, professional qualifications e.g. teacher, doctor) compared with 18.7% of all residents.

Table 2.6: Breakdown of resident aged 16+ by highest level of qualification

| | Caerphilly county borough | | | |
|--|---------------------------|------|------------------------|------|
| | All residents | | Gypsy/Irish Travellers | |
| | Number | % | Number | % |
| All usual residents aged 16+ and highest level of qualification: | 143,825 | | 26 | |
| No qualifications | 45,102 | 31.4 | 16 | 61.5 |
| Level 1 qualifications | 21,459 | 14.9 | 0 | 0.0 |
| Level 2 qualifications | 23,361 | 16.2 | 0 | 0.0 |
| Apprenticeship | 5,595 | 3.9 | 1 | 3.9 |
| Level 3 qualifications | 16,154 | 11.2 | 3 | 11.5 |
| Level 4 qualifications and above | 26,843 | 18.7 | 6 | 23.1 |
| Other qualifications | 5,311 | 3.7 | 0 | 0.0 |

Source: 2011 Census, ONS

DRAFT 2016 GYPSY TRAVELLER ACCOMMODATION ASSESSMENT

2.1.10 Table 2.7 below provides a breakdown of residents by general health. It shows that 45.2% of Gypsy and Irish Travellers stated that their general health was very good or good, significantly lower than the figure of 74.8% for all residents. 32.2% of Gypsy and Irish Travellers stated that their general health was bad or very bad, significantly higher than the figure of 9.3% for all residents.

Table 2.7: Breakdown of residents by general health

| | Caerphilly county borough | | | |
|---|---------------------------|------|------------------------|------|
| | All residents | | Gypsy/Irish Travellers | |
| | Number | % | Number | % |
| All usual residents and general health: | 178,806 | | 31 | |
| Very good or good | 133,654 | 74.8 | 14 | 45.2 |
| Fair | 28,488 | 15.9 | 7 | 22.6 |
| Bad or very bad | 16,664 | 9.3 | 10 | 32.2 |

Source: 2011 Census, ONS

2.1.11 Table 2.8 below provides a breakdown of residents by household composition. It shows there to be 14 Gypsy or Irish Traveller households in the borough. Of these households, 57.1% were single person aged under 65 years, compared with a figure of 14.8% for all residents. 14.3% of Gypsy or Irish Traveller households were married/same-sex civil partnership couple with all children non-dependent compared with a figure of 7.6% for all residents.

Table 2.8: Breakdown of residents by household composition

| | Caerphilly county borough | | | |
|---|---------------------------|------|------------------------|------|
| | All residents | | Gypsy/Irish Travellers | |
| | Number | % | Number | % |
| Household composition (number of HHs) | 74,479 | | 14 | |
| Single person aged 65+ households | 9,143 | 12.3 | 0 | 0.0 |
| Households containing only residents aged 65+ (more than one) | 6,161 | 8.3 | 0 | 0.0 |
| Single person households | 11,053 | 14.8 | 8 | 57.1 |
| Married/same-sex civil partnership couple households with: | | | | |
| no children | 9,737 | 13.1 | 1 | 7.1 |
| dependent children | 11,025 | 14.8 | 1 | 7.1 |
| all children non-dependent | 5,687 | 7.6 | 2 | 14.3 |
| Cohabiting couple households with: | | | | |
| no children | 3,435 | 4.6 | 1 | 7.2 |
| dependent children | 4,282 | 5.8 | 0 | 0.0 |
| all children non-dependent | 495 | 0.7 | 0 | 0.0 |

DRAFT 2016 GYPSY TRAVELLER ACCOMMODATION ASSESSMENT

| | | | | |
|------------------------------|-------|-----|---|-----|
| | | | | |
| Lone parent households with: | | | | |
| dependent children | 6,533 | 8.8 | 1 | 7.2 |
| all children non-dependent | 3,141 | 4.2 | 0 | 0.0 |
| | | | | |
| Other households | 3,787 | 5.1 | 0 | 0.0 |

Source: 2011 Census, ONS

Local Authority Housing and Planning records

- 2.1.12 A review of the housing registers maintained by the council and housing associations operating in the borough was undertaken as part of the 2014 local housing market assessment. The review showed that the organisations were using pre-2011 Census classifications which did not include Gypsy or Irish Traveller as a separate ethnic category. Therefore, they have been unable to identify housing applicants who self ascribe as Gypsy or Traveller.
- 2.1.13 As part of the development of the common housing register, which will be introduced in late Summer 2016, the council will start to collect data on ethnicity using the 2011 Census categories. This will mean that in future data will be available on the number of Gypsies and Travellers, who are willing to self-ascribe, that are seeking social housing.
- 2.1.14 A review of homelessness returns by the council on Stats Wales shows that over the last 3 years there has been a nil return on the number of households for which decisions taken, by ethnic group of applicant (Gypsy or Irish Traveller).
- 2.1.15 There have been no planning applications for Gypsy and Travellers permanent and transit sites submitted to the local planning authority in the last 10 years.

Traveller Education Services

- 2.1.16 Due to the relatively low number of Gypsies and Travellers living in the borough the council does not provide a separate traveller education service. Instead this service is provided under a service level agreement by the [Gwent Education Minority-Ethnic Service](#), which is based in Newport.
- 2.1.17 At the beginning of each year all maintained schools in the borough, including nursery, primary, middle, secondary and special, are required to provide Welsh Government with pupil and school level data. The Pupil Level Annual School Census (PLASC) is mandatory requirement and all pupils on school roll at the time of the census must be included in the return. Data taken from [Stats Wales](#) (on 02/12/2015) showed that at the time of the 2015 PLASC, out of a total of 23,852 pupils in the borough, 23,062 were categorised as White British, 647 as Any Other Ethnic background and 143 as Unstated or Unknown.

DRAFT 2016 GYPSY TRAVELLER ACCOMMODATION ASSESSMENT

2.1.18 Information provided by the council's education department shows that only 1 pupil on the 2015 PLASC was recorded as being a Gypsy, Romany or Traveller. However, the education department has worked with this pupil and believes their ethnicity to have been incorrectly recorded. One weakness in the PLASC data is that the schools are reliant on parents providing them with ethnicity information on their child. As we know from the 2011 Census, Gypsies and Travellers are often unwilling to self-ascribe, so there may be an element of under reporting within the PLASC data.

Aneurin Bevan University Health Board

2.1.19 A meeting was held with the Aneurin Bevan University Health Board (ABUHB) to discuss the undertaking of the GTAA and what support could be provided by ABUHB. At the time of the meeting, ABUHB did not hold ethnicity data on Gypsy Travellers. In its Framework for Action, [Travelling to Better Health \(2015\)](#), Welsh Government requires all local health boards and trusts to introduce Census 2011 ethnic categories for data collection relating to Gypsies, Roma and Irish Travellers. This requirement will be of benefit to the production of future GTAAs.

2.1.20 ABUHB were provided with copies of an awareness raising poster produced by the council for the GTAA for dissemination by their health care workers to Gypsy and Traveller families (see paragraph 3.1.8).

Gwent Police

2.1.21 In addition to any discussions which took place at the Caerphilly community cohesion forum, a separate meeting was held with Gwent Police to discuss the undertaking of the GTAA. Being that there is no clearly identifiable Gypsy Traveller population living in the borough, for instance living on a dedicated site, Gwent Police does not deploy a specialist police Gypsy Traveller liaison officer to work specifically in this area. Therefore, it was not possible to map the Gypsy Traveller community living in the borough through this method. It was noted, however, that there were no reported community cohesion issues in relation to incidents of hate crime perpetrated against members of the Gypsy Traveller community living in the borough.

Knowledge from specialist officers or voluntary organisations

2.1.22 Save the Children, via the [Travelling Ahead project](#), has set up a number of local fora across Wales. It was confirmed by Save the Children that a forum was not set up in the borough because of the low numbers of Gypsy or Traveller children living here, which appears to correspond with information provided by the PLASC data (see paragraph 2.1.17).

2.1.23 Historically, there has not been a need for the council to directly or indirectly employ a specialist officer to work with the Gypsy Traveller community, such as a liaison officer. There is no Gypsy or Traveller designated permanent site(s) within the borough so, consequently, there are no site wardens either.

- 2.1.24 As part of the 2015 GTAA the council has communicated with a number of voluntary organisations working specifically in the borough, regionally or on a national basis. This included those relevant organisations listed in appendix 1 of the Welsh Government guidance (2015) and organisations such as Barnardo's Family Support Service (Risca), Race Equality First and Victim Support. A variety of methods was used to communicate with these organisations including telephone, email, letter or meeting in person. The reason for communicating was to raise awareness of the assessment, provide a point of contact for voluntary organisations to refer Gypsies and Travellers using their services and to try to establish the numbers of Gypsies and Travellers living in the borough that used their services.
- 2.1.25 The Valleys Race Equality Council (VALREC) recently went into administration so access to a wealth potential of information has been lost. VALRECs remit has now been assumed by Race Equality First. Discussions with Race Equality First, at the Caerphilly community cohesion forum, revealed that Race Equality First refer any Gypsy and Traveller related issues to Gypsies & Travellers Wales, a Cardiff-based organisation providing support to members of the Gypsy Traveller community.
- 2.1.26 A meeting was held with Gypsies & Travellers Wales to discuss the undertaking of the GTAA. Similarly to the discussion with Gwent Police, we were unable to map the Gypsy Traveller community living in the borough. Although there was some discussion about the New Age Travellers who has stopped in the borough in 2014 (see paragraph 2.3.7). Gypsies & Travellers Wales did agree to disseminate copies of the awareness raising poster to members of the Gypsy Traveller community accessing their service.
- 2.1.27 Some of the responses received by the council from the relevant organisations listed in Annex 1 of the Welsh Government guidance (2015) were mixed. The council has, therefore, been unable to map any Gypsies or Travellers living in bricks and mortar accommodation or living in other areas that wanted to return to the borough but were prevented through a lack of site provision.

2.2 Caravan Count

- 2.2.1 Local authorities in Wales carry out a [biannual caravan count](#). The counts set out the number of Gypsy and Traveller caravans on authorised and unauthorised sites in Wales, and the status of pitches on local authority sites. The counts are voluntary and are carried out in January and July every year.
- 2.2.2 Table 2.9 below shows the caravan count in the borough over the last 5 years. The information has been taken from Stats Wales. It shows missing data for several of the counts, although, this information was submitted by the council to Welsh Government. However, information provided for this assessment by the council's environmental health team confirms that for each instance of missing data the count was nil.

Table 2.9: Gypsy Traveller Caravan Count

| Caerphilly County Borough | |
|----------------------------------|--------------|
| Date | Count |
| January 2011 | 0 |
| July 2011 | - |
| January 2012 | - |
| July 2012 | - |
| January 2013 | - |
| July 2013 | - |
| January 2014 | - |
| July 2014 | 0 |
| January 2015 | - |
| July 2015 | 0 |

Source: Stats Wales (December 2015)

2.2.3 The caravan count undertaken by the council on the 15th January 2016 showed there to be no authorised or unauthorised encampments in the borough.

2.2.4 Welsh Government is currently in the process of developing a new system for local authorities to use to record the number of authorised and unauthorised encampments in their area. This system is web based and the recording will take place in real time so to provide a constant picture throughout Wales. The new system is due to be implemented in 2016 and will initially run alongside the current system. Information from the new system should provide a more comprehensive picture of encampments occurring in the borough for consideration in future GTAA's.

2.3 Current Accommodation Provision

2.3.1 There are currently no local authority owned sites in the borough, either permanent or transit. There has been no site provision within the borough since the inception of the council in 1996.

2.3.2 There are no privately owned authorised sites (permanent) in the borough, which are designated for Gypsy or Traveller use. There are, however, 3 privately owned residential caravan sites in the borough. To protect the identities of the people living on these sites who have taken part in the survey, their locations have not been disclosed in the GTAA.

2.3.3 There are currently no privately owned sites with temporary permission in the borough.

2.3.4 Information provided by the planning division confirms that there are currently no known unauthorised developments within the borough. The council was notified by Newport council of a potential unauthorised development on Wenallt Road. However, on further inspection this area was found not to be

DRAFT 2016 GYPSY TRAVELLER ACCOMMODATION ASSESSMENT

situated within the council's boundaries and this information was passed onto Cardiff council.

2.3.5 Table 2.10 below provides an analysis of unauthorised encampments that have occurred in the borough in the last 5 years. This information is maintained by the environmental health team on Flare, an IT management system. Although there are some gaps in data in terms of duration of stay, we know from discussions with the environmental health team that the duration of stay would only have been for a short period of time, usually less than a week.

Table 2.10: Analysis of unauthorised encampments

| Year / Month | Duration of stay | Location | Number of caravans |
|--------------|---|--|--------------------------------|
| 2011 | | | |
| May | Not recorded | "Dead End Spur", Manmoel Road, Pen-y-Fan | 3 |
| August | Not recorded | Old North Celenyn Pit Site, Newbridge | Not recorded |
| 2012 | | | |
| December | Not recorded | Caerphilly Park & Ride | 5 |
| 2013 | | | |
| January | 6 days | Caerphilly Park & Ride | Not recorded |
| March | Not recorded | Caerphilly Park & Ride | 5 |
| June | Not recorded | Caerphilly Park & Ride | 3 |
| June | Not recorded | Caerphilly Park & Ride | 3 |
| July | Not recorded | Wern Car Park, Nelson | 3 |
| July | 4 days | Leisure Centre, Risca | 13 |
| August | 14 days | Foxes Lane, Oakdale | 7 |
| 2014 | | | |
| June | Not recorded | Rear of Asda, Caerphilly | 1 |
| July | Not recorded | Caerphilly railway top Car Park (land belongs to Network rail) | 6 |
| August | 7 days | Oakdale Wind Farm, Oakdale Business Park | 20 |
| October | 14 days | Aber Railway Station, Nantgarw Road, Caerphilly | 6 |
| October | Owner gave permission to stay for approx. 6 weeks | Gellideg Lane, Maesycwmmmer (private land) | 1 caravan and 2 converted vans |
| 2015 | | | |
| January | 6 days | Car Park Aber Alt Railway Station, Nantgarw Road Caerphilly | 5 |
| July | Not recorded | Oakdale Wind Farm, Oakdale Business Park | 5 |
| August | 4 days | Top of Heol Fawr, Nelson | 6 |
| September | 2 days | Risca Railway Station | 2 |
| October | 7 days | Caerphilly railway top car park (Network Rail) | 7 |

Source: Caerphilly CBC, 2015

2.3.6 Historically there have been very few instances of unauthorised encampment in the borough. Although, the data does show a slight increase in the number

of instances in the last three years. The data also shows that the majority of unauthorised encampments are one-off instances that last for less than one week. There is no discernible pattern in terms of location or time of year and anecdotally by family, with the exception of the unauthorised encampments that occurred at Caerphilly Park & Ride in 2013, which we know to have been a family travelling back and forward between Ireland and London (accounting for 4 of 6 instances in this year).

- 2.3.7 Although shown as an unauthorised encampment in the table the occurrence which took place in Maesycwmmmer in 2014 is believed to have been New Age Travellers who were invited to stay on private land by the owner for up to six weeks. A health and wellbeing assessment was carried out by the environmental health team. From subsequent discussions with Gypsies & Travellers Wales, we know that the travellers relocated to Rhondda Cynon Taff.

Chapter Three - Methodology

3.0 Project Steering Group Composition

3.0.1 All aspects of the GTAA were overseen by a project steering group. Some thought was given by the council as to the composition of this group both prior to its establishment and throughout the process. Points taken into consideration included the low number of people who self-ascribed as Gypsy or Traveller in the 2011 Census, there was no permanent site provision in the borough, the numbers of unauthorised encampments per annum was very low and the pressure placed on statutory and third sector organisations through participating in GTAA which are being carried out simultaneously in other local authority areas.

3.0.2 A decision was taken by the council to keep the steering group small, similarly in composition to the accommodation working group, but to liaise closely with other council departments and organisations that could have an input into the process. Therefore, the group comprised of a councillor who is the council's equality champion, the community cohesion officer for West Gwent and representatives from the following service areas within the council:

- Housing Services (public sector housing and private sector housing)
- ICT & Customer Services (corporate communications)
- Public Protection (environmental health, corporate policy and equalities)
- Regeneration & Planning (advisory services, planning and community regeneration)

Although not part of the working group, detailed discussions about the GTAA have taken place with both the supporting people team and the education department.

3.0.3 Attempts were made by the council to involve members of the Gypsy Traveller community directly in the steering group process. An article promoting involvement was placed in Newline (June 2015), the council's household newspaper, and information was placed on its main website. Unfortunately no members of the Gypsy Traveller community came forward to be involved. Consequently, there was no Gypsy Traveller community involvement in the steering group throughout the whole process.

3.1 Study Methodology

3.1.1 The project steering group met on a monthly basis throughout the project. The meetings helped initially shape the project and subsequently progress through the various stages of the project plan. Meetings with stakeholders took place separately to the project steering group meetings.

3.1.2 The GTAA was undertaken in accordance with guidance issued by Welsh Government. It consisted of a review of secondary data sources, as outlined

DRAFT 2016 GYPSY TRAVELLER ACCOMMODATION ASSESSMENT

in Chapter 2, and a primary survey with members of the Gypsy Traveller community, as outlined in Chapter 4. The study was undertaken by members of the project steering group (see paragraph 3.0.2).

3.1.3 The council used a wide range of engagement methods to encourage participation of the Gypsy Traveller community in the GTAA. The consultation stage of the GTAA was undertaken in accordance with the engagement checklist specified by Welsh Government below:

1. Visit every Gypsy and Traveller household identified through the data analysis process up to 3 times, if necessary.
2. Publish details of the GTAA process, including contact details to allow community members to request an interview, on the local authority website, Travellers' Times website and World's Fair publication.
3. Consult relevant community support organisations, such as those in Annex 1.
4. Develop a local authority waiting list for both pitches and housing, which is accessible and communicated to community members.
5. Endeavour to include Gypsies and Travellers on the GTAA project steering group.
6. Ensure contact details provided to the local authority by community members through the survey process are followed up and needs assessed.
7. Consider holding on-site (or nearby) GTAA information events to explain why community members should participate and encourage site residents to bring others who may not be known to the local authority.

3.1.4 The primary survey was undertaken between June and August 2015. The consultation period was initially set for 6 weeks to end before the commencement of the school summer holidays. However, given the low response rate the project steering group made a decision to extend the consultation period for a further 4 weeks.

3.1.5 A cultural awareness training session was coordinated by Welsh Government for those people who would be responsible for undertaking the GTAA survey interviews. The session was facilitated by the Gypsy, Roma and Traveller Policy Manager at Welsh Government and took place on 5th August 2015 at the 'QED' centre, Treforest. The main purpose of the session was to discuss any cultural issues that interviewees needed to be aware when carrying out surveys to improve participation rates of the Gypsy Traveller community. The session was attended by two members from Caerphilly's project steering group. Those people who agreed to take part in the survey were interviewed

DRAFT 2016 GYPSY TRAVELLER ACCOMMODATION ASSESSMENT

throughout August 2015, once members of the steering group had attended the cultural awareness training session.

- 3.1.6 Welsh Government also funded training for councillors across Wales to help them understand their responsibilities under the Housing (Wales) Act 2014 and the Equality Act 2010, in relation to Gypsies and Travellers. The training was facilitated by the Unity Project. A training session combining the local authority areas of Caerphilly, Blaenau Gwent and Torfaen took place in Ystrad Mynach in November 2015. The session was attended by 10 councillors from Caerphilly.
- 3.1.7 Being there was no identifiable Gypsy Traveller community resident in the borough to directly consult with the council attempted to raise awareness of the project by placing specially designed posters in strategic positions around the borough including community centres, medical and dental practices, libraries, leisure centres, council offices, offices of the local housing associations and to third sector organisations. Approximately 170 posters were sent out. The poster was produced bilingually in accordance with the council's Welsh language policy, as was the flyer considered in the paragraph below. A copy of the poster is included in Appendix 2.
- 3.1.8 Similarly to the poster, a flyer was also produced. Copies of the flyer were handed out by council officers at a number of public events in the borough. Flyers were also provided to Aneurin Bevan University Health Board for dissemination by their health visitors when visiting members of the Gypsy Traveller community in their homes. Flyers were also provided to an officer from Gwalia who, at the time of the GTAA, was carrying out some research of the Gypsy Traveller communities in Newport, Torfaen and Blaenau Gwent that had been collectively commissioned by the relevant supporting people teams. Electronic copies of the flyer were sent to a range of organisations via email. A copy of the flyer is included in Appendix 3.
- 3.1.9 The artwork used in the poster and flyer was shared with Merthyr Tydfil, Blaenau Gwent and Rhondda Cynon Taff councils. The artwork was shared with these councils to generate a degree of consistency in the information that was being released throughout the region to raise awareness amongst the Gypsy Traveller community of the GTAA process.
- 3.1.10 A dedicated [web page](#) has been set up on the council's main website to provide information on the GTAA. The web page also contained a link to the Welsh Government guidance on undertaking GTAA.
- 3.1.11 Throughout the GTAA process there has been extensive engagement with other local authorities. This has ranged from being a member of the steering group in Torfaen and Monmouthshire. Holding a meeting with both Merthyr Tydfil and Rhondda Cynon Taff councils to discuss approaches and share good practice. The council has also shared information with other local authorities on progress made at the quarterly meetings of the SE Wales regional housing forum. The GTAA was also discussed by the housing strategy network at its March 2015 meeting. The regional community

DRAFT 2016 GYPSY TRAVELLER ACCOMMODATION ASSESSMENT

cohesion coordinator sat on the steering groups in Torfaen and Blaenau Gwent and shared information between the three local authorities.

- 3.1.12 The All Wales Gypsy Traveller Accommodation Forum is coordinated by Welsh Government and meets quarterly. The forum consists of two officers from Welsh Government's Fairer Futures Division, local authority housing, environmental health and planning officers, regional community cohesion officers and representatives from third sector organisations. Members of the steering group regularly attend the forum meetings, which provides the opportunity to openly discuss progress on and approaches to undertaking the GTAA in other local authority areas.
- 3.1.13 The production of the GTAA is an action contained within the Caerphilly community cohesion forum's action plan. Regular updates on progress made on the GTAA were provided at the bi-monthly forum meetings. A copy of the draft report was circulated to forum members prior to its finalisation.
- 3.1.14 Meetings have been held between Welsh Government officers and members of the steering group both prior to and during the GTAA to discuss the council's approach to undertaking the assessment and any other issues that may have arisen at the time. These meetings have proved beneficial from the council's perspective in that they confirmed that the council's approach to undertaking the GTAA was robust and in accordance with the guidance issued by Welsh Government.
- 3.1.15 The council's social media channels were utilised throughout the consultation period in an attempt to raise awareness and engage with members of the Gypsy and Traveller community. Dedicated housing Facebook and Twitter pages carried weekly postings; these postings were also shared on the council's corporate social media pages.
- 3.1.16 In addition to postings on the council social media pages, the housing department proactively tried to engage with the Gypsy and Traveller community via specialist social media pages including [Friends, Families & Travellers](#), [Romany Heritage](#), [The Traveller Movement](#) and [The Unity Project](#). Posts were shared via a number of these community pages and these proved particularly effective in terms of engagement with several members of the Gypsy Traveller community. We were able to monitor social media traffic to see which pages were used, along with the number of post 'likes', shares and comments received on each page.
- 3.1.17 There were a number of events attended by officers from the housing division during the consultation period which were also used as an opportunity for informal awareness raising. During these events materials promoting the consultation were displayed and copies available for people to take away. At one event attended, flyers were included in 'goody bags' that people took away with them.
- 3.1.18 A list of the organisations consulted as part of the GTAA is provided in Appendix 4. A variety of methods was used to communicate with these

DRAFT 2016 GYPSY TRAVELLER ACCOMMODATION ASSESSMENT

organisations including telephone, email, letter or meeting in person as discussed in paragraph 2.1.20.

- 3.1.19 The awareness raising campaign proved relatively successful in generating a number of telephone calls from members of the Gypsy Traveller community requiring further information on the GTAA. Attempts were made to encourage those people phoning to agree to undertake a survey. Although, a couple of people did agree to undertake the survey, these surveys were never completed because the people changed their mind.
- 3.1.20 We recognise that, similarly with 2011 Census data, there may be a degree of under reporting in the PLASC data so wrote to the head teacher of each primary, secondary and special school in the borough. Each school was provided with literature in relation to the GTAA, asked to promote awareness of the undertaking of the process and asked to pass the information on to any pupils that may identify as Gypsy or Traveller.
- 3.1.21 Members of the steering group visited the three private caravan sites in the borough to speak with residents about the GTAA. All residents that were at home during the visit were spoken to and provided with information on the GTAA. Information was left for those people not at home. None of these sites are designated specifically by the council for Gypsy or Traveller use. The majority of residents disclosed that their ethnicity was not Gypsy or Traveller and, therefore, did not want to take part in the survey. A small number did disclose their ethnicity as Gypsy or Traveller and attempts were made to persuade them to take part in the survey. Not everyone who disclosed they were a Gypsy or Traveller was willing to take part in the survey (see section 4.0).
- 3.1.22 During the consultation stage of the GTAA there have been 3 unauthorised encampments in the borough which the council has known about. Two of these encampments were on council owned land (see Table 2.10). Officers attempted to carry out surveys on the 2 unauthorised encampments that took place on council owned land. However, only families on one of the encampments were willing to participate in the survey. Unfortunately the council was unable survey the encampment on privately owned land. A fourth encampment occurred once the consultation stage of the GTAA had been concluded.
- 3.1.23 The universal questionnaire contained within the Welsh Government guidance was used for all surveys undertaken as part of the GTAA. No alterations were made by the council to the questionnaire. However, it was found that the form contained several limitations, which possibly can be attributed to it being universal. The council would recommend that the form is reviewed once the round of GTAA's is completed and, where appropriate, amended in light of feedback received from local authorities.

Chapter Four - Survey Findings

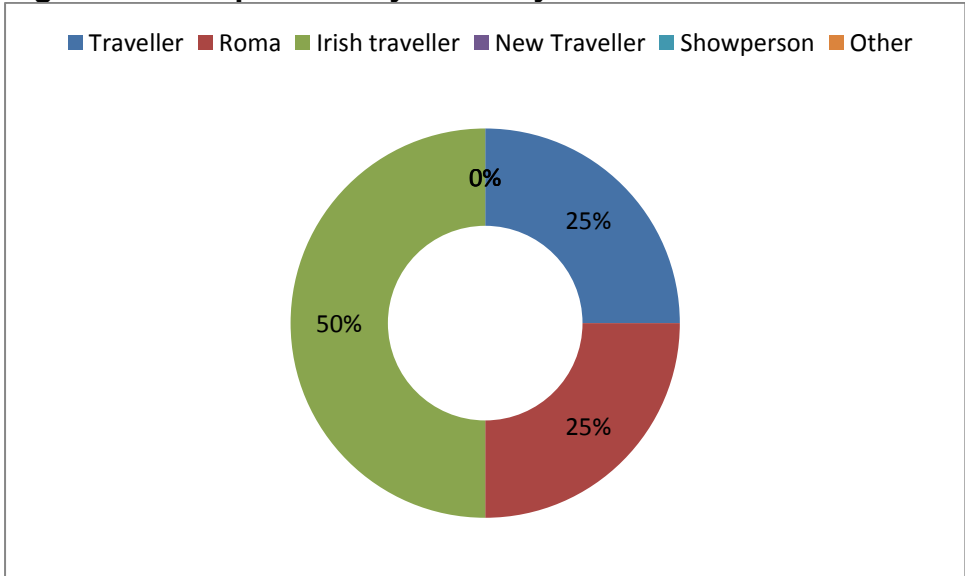
4.0 Households interviews

- 4.0.1 In total 4 interviews were undertaken during the GTAA; two with residents living on private sites within the borough and two stopping at an unauthorised encampment. The analysis contained in the following sections is, therefore, based on the information provided from these 4 interviews.
- 4.0.2 As outlined in the previous chapters, there is no identifiable Gypsy Traveller community living within the borough, there are no designated Gypsy or Traveller sites and the number of people self-ascribing in the 2011 was very low. Although, the council attempted to raise awareness of the undertaking of the GTAA in reality it received very few enquiries from the community about the process.
- 4.0.3 During July 2015 a visiting circus was situated in a field on the outskirts of Llanbradach for about two weeks. The circus was visited by two officers from the steering group who, in the absence of the circus owner, spoke with one of the lead hands. Officers were informed that the circus was from Grantham, Lincolnshire and was travelling throughout the summer. It was confirmed by the lead hand that none of the employees were local and did not require any form of accommodation or site provision. Therefore, no further attempts were made to complete a survey. A small quantity of flyers was left at the circus' ticket booth.
- 4.0.4 A number of potential interviews were arranged but these were subsequently cancelled at the request of the individuals. The inhabitants on one unauthorised encampment, when asked, declined to take part in the survey. They stated they were happy travelling around the UK and would not use a transit site if one were to be provided.
- 4.0.5 A copy of the interview log used by the steering group to record the assessment process is provided in Appendix 5. The log has been edited to protect the identities of those people the council has engaged with as part of the survey.

4.1 Demographic Profile of Population

- 4.1.1 The ethnicity of respondents was asked. Figure 4.1 below provides a breakdown of responses. It shows that 1 respondent self-ascribed as a Traveller, 1 as Roma and 2 as Irish Traveller.

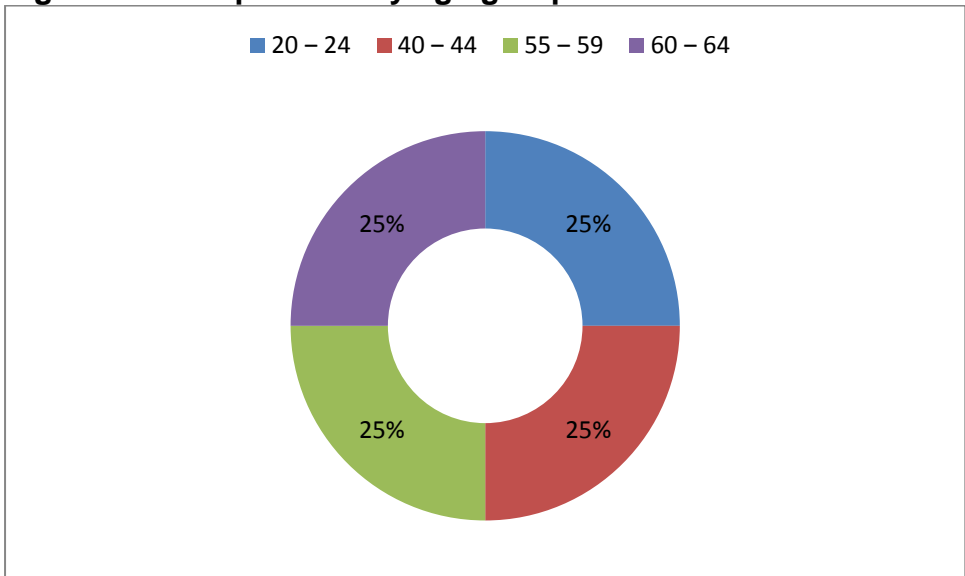
Figure 4.1: Respondent by Ethnicity



Source: Caerphilly CBC GTAA 2015

4.1.2 All respondents were asked their age. Figure 4.2 below provides a breakdown of the responses using Census 2011 age classifications to protect the identities of the respondents. It shows a spread in ages ranging from 20 to 64.

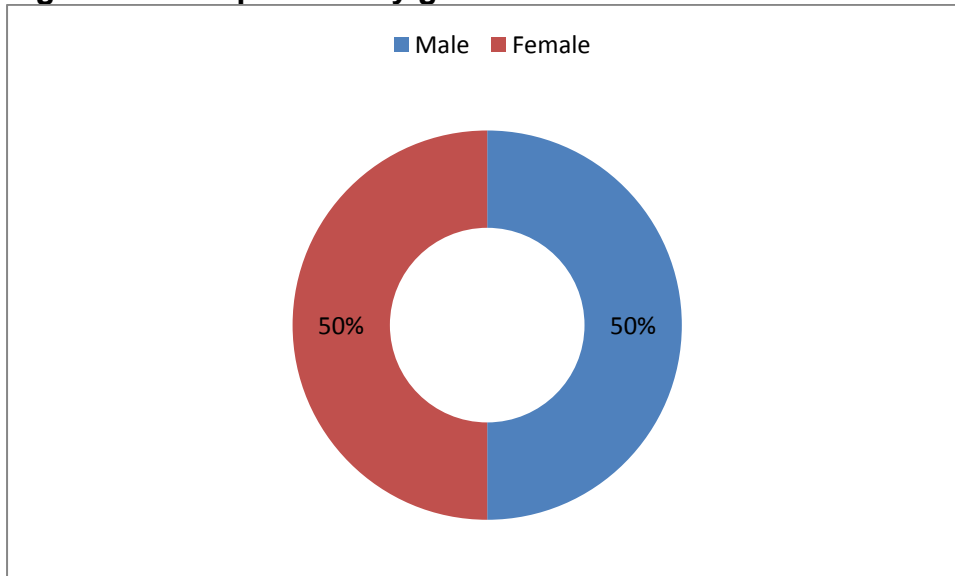
Figure 4.2: Respondent by age group



Source: Caerphilly CBC GTAA 2015

4.1.3 The respondents were asked their gender. Figure 4.3 below provides a breakdown of responses. It shows that 2 respondents were male and 2 were female.

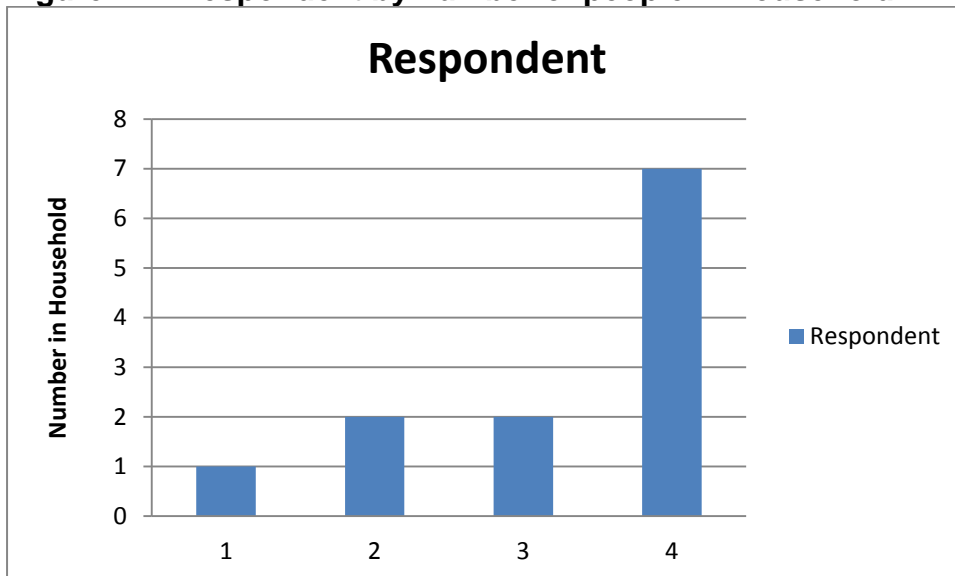
Figure 4.3: Respondent by gender



Source: Caerphilly CBC GTAA 2015

4.1.4 Respondents were asked how many people are currently residing with them. Figure 4.4 below provides a breakdown of responses. It shows that household sizes ranged from 1 to 7 people.

Figure 4.4: Respondent by number of people in household

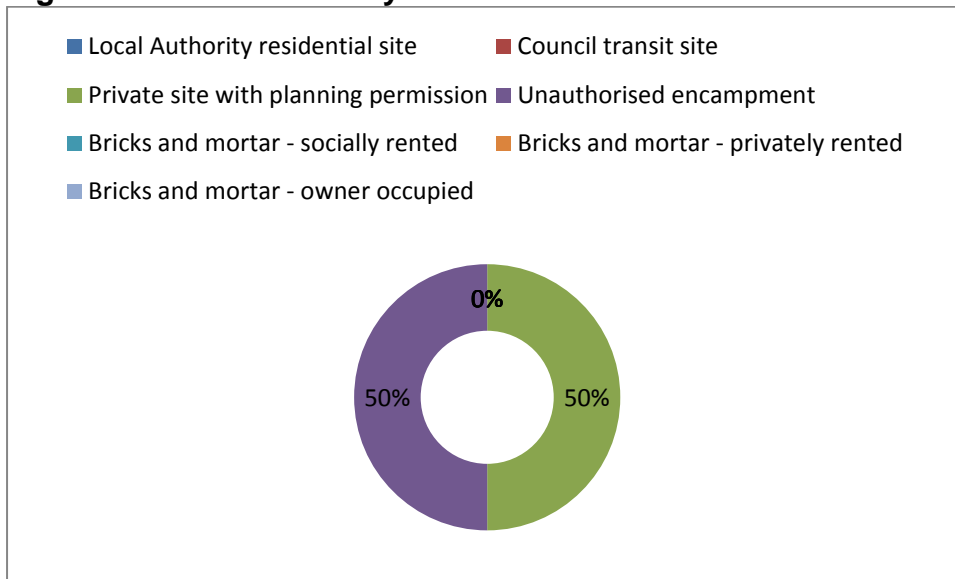


Source: Caerphilly CBC GTAA 2015

4.2 Suitability of Current Accommodation

4.2.1 Figure 4.5 provides a breakdown of where the respondent was living at the time of the interview. It shows that 2 people were living on private sites with planning permission (designated non-Gypsy Traveller) and that two people were stopped at an unauthorised encampment. Of the two at the unauthorised encampment, when not travelling, both lived in bricks and mortar accommodation (one in the Republic of Ireland and the other in England).

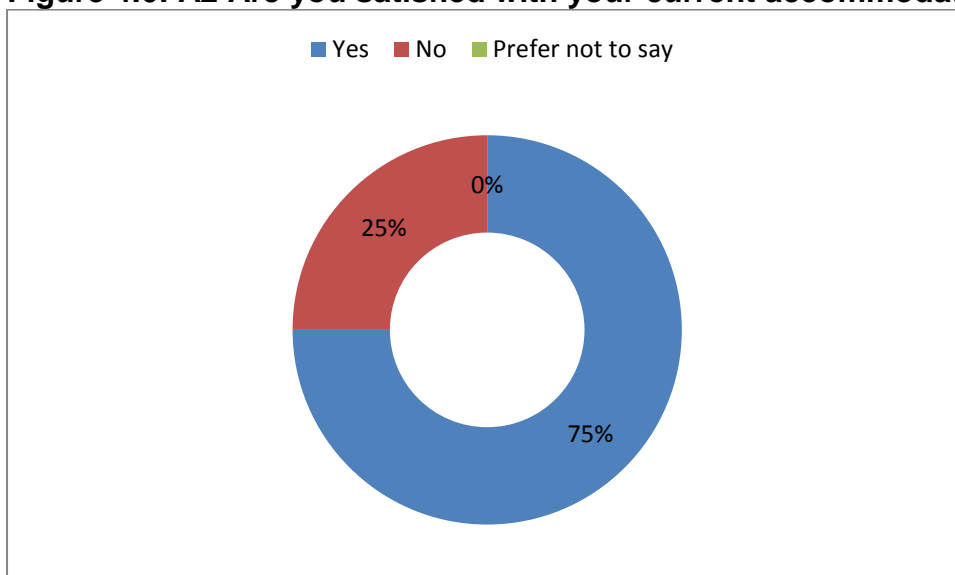
Figure 4.5: A1 Where do you live now?



Source: Caerphilly CBC GTAA 2015

4.2.2 Respondents were asked if they were satisfied with their current accommodation. Figure 4.6 provides a breakdown of responses. It shows that 3 people stated they were satisfied with their accommodation and 1 stated they were not satisfied. Their reason provided for non-satisfaction was that the respondent had originally lived in Rhondda Cynon Taff and wanted to return there to be closer to family links but couldn't due to there currently being no vacancies at the site. The level of satisfaction was not affected by the size or condition of the respondent's current accommodation.

Figure 4.6: A2 Are you satisfied with your current accommodation?

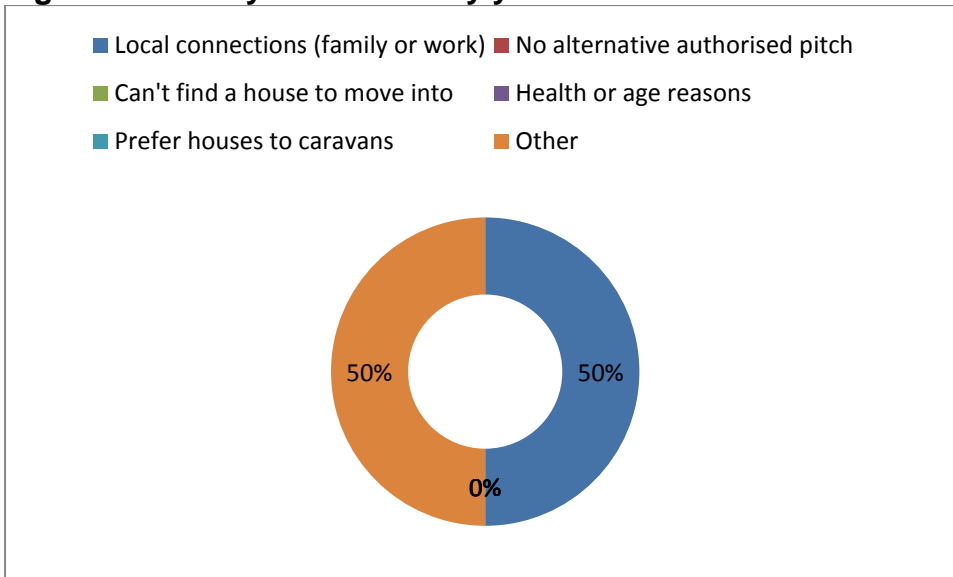


Source: Caerphilly CBC GTAA 2015

4.2.3 Respondents were asked why they live in their current accommodation. Figure 4.7 provides a breakdown of responses. It shows that two respondents stated they had a local connection to the borough and two stated other. The

reasons for stating other was that both respondents were travelling throughout the summer and had stopped temporarily in the borough on an unauthorised encampment.

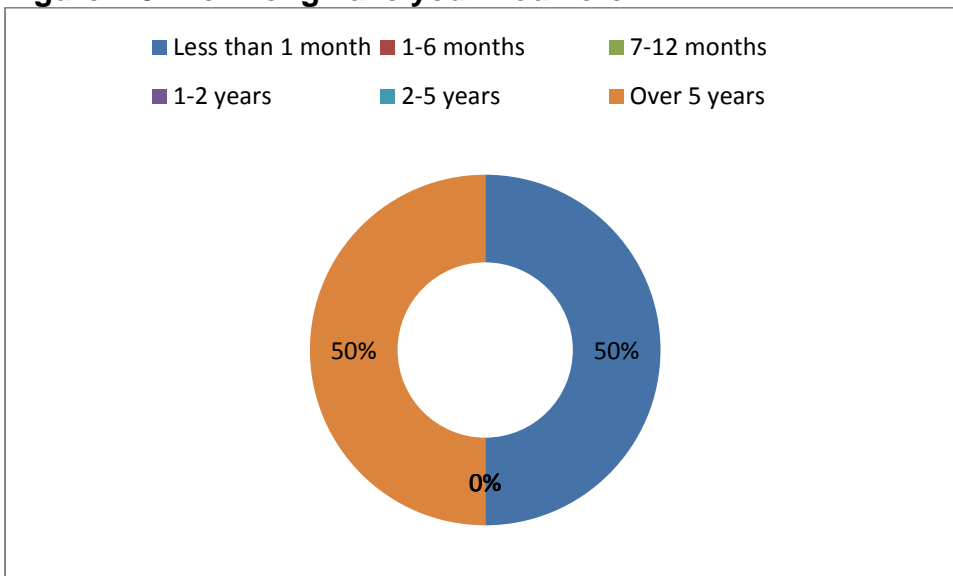
Figure 4.7: Can you tell me why you live here?



Source: Caerphilly CBC GTAA 2015

4.2.4 Respondents were asked how long they had lived at their current accommodation. Figure 4.8 provides a breakdown of responses. It shows that the two respondents had lived on the private residential sites for more than 5 years and that the two respondents have stopped on the unauthorised encampment for less than 1 month.

Figure 4.8: How long have you lived here?

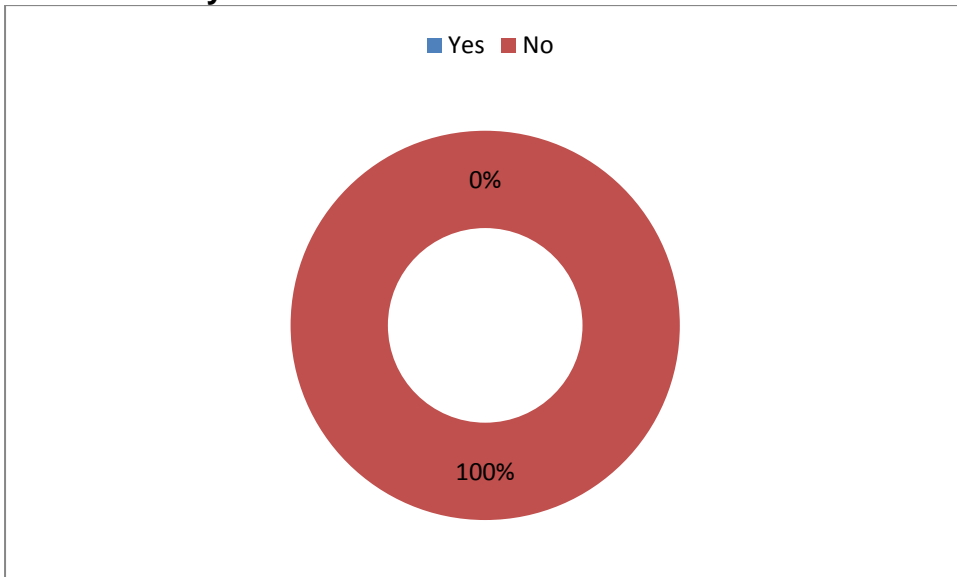


Source: Caerphilly CBC GTAA 2015

4.2.5 Those respondents that had moved within the last year were asked whether their last home was within the borough. Figure 4.9 below provides a

breakdown of responses. It shows of the 2 respondents who had moved within the last year their last home was not in the borough.

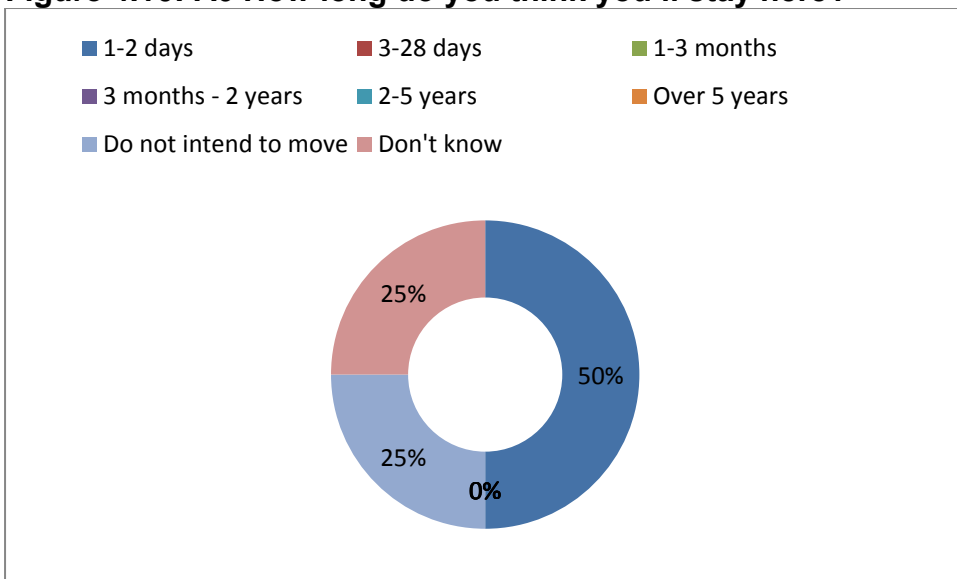
Figure 4.9: A5 If you moved within the last year, was your last home in this local authority?



Source: Caerphilly CBC GTAA 2015

4.2.6 Respondents were asked how long they think they would be likely to stay at their current accommodation/location. Figure 4.10 below provides a breakdown of responses. It shows that 2 respondents expected to stay between 1-2 days, 1 did not intend to move and 1 did not know when they would be moving. Of the 1 respondent that stated they did not know when they would be moving, the explanation provided was around uncertainty over current site ownership and wanting to be closer to family in Rhondda Cynon Taff.

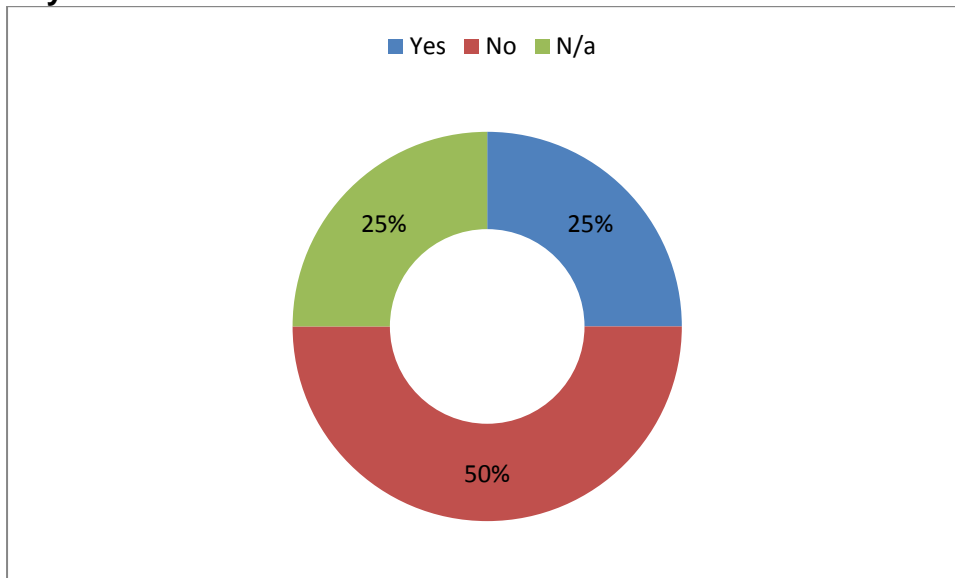
Figure 4.10: A6 How long do you think you'll stay here?



Source: Caerphilly CBC GTAA 2015

4.2.7 Respondents were asked if they would stay longer if changes or improvements were made to their current accommodation. Figure 4.11 below provides a breakdown of responses. It shows that 1 respondent stated yes they would stay longer and the improvements were noted as outdoor lighting and paving. The 2 respondents stopping on the unauthorised encampment stated no as they were just passing through. The response from the applicant who said they did not intend to move was categorised as not applicable.

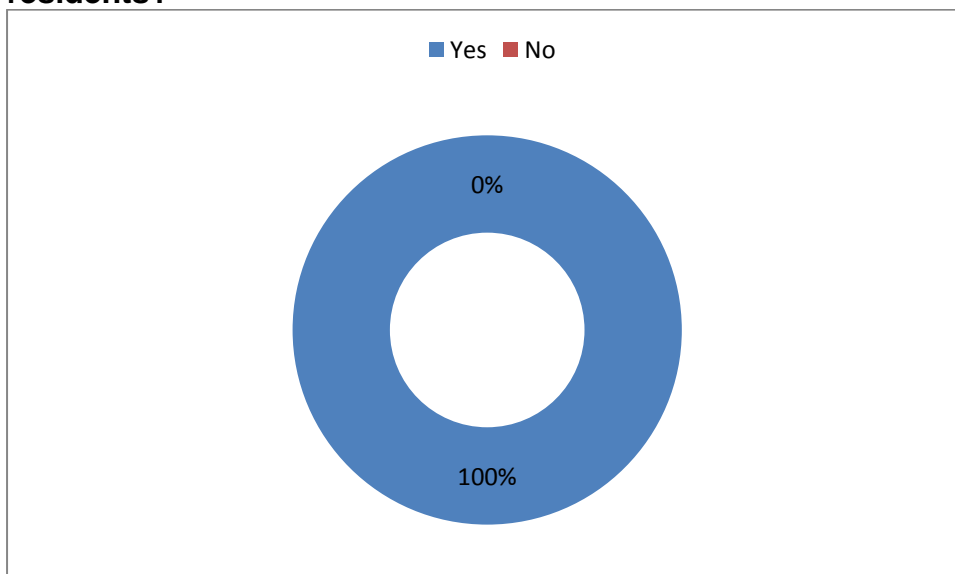
Figure 4.11: A7 Would you stay longer if changes or improvements were made to your current accommodation?



Source: Caerphilly CBC GTAA 2015

4.2.8 Respondents living in caravans were asked if there were enough sleeping areas for all residents. Figure 4.12 below provides a breakdown by response. It shows that all 4 respondents stated that there were enough sleeping areas for all residents in their existing household.

Figure 4.12: B2 If living in caravans, are there enough sleeping areas for all residents?



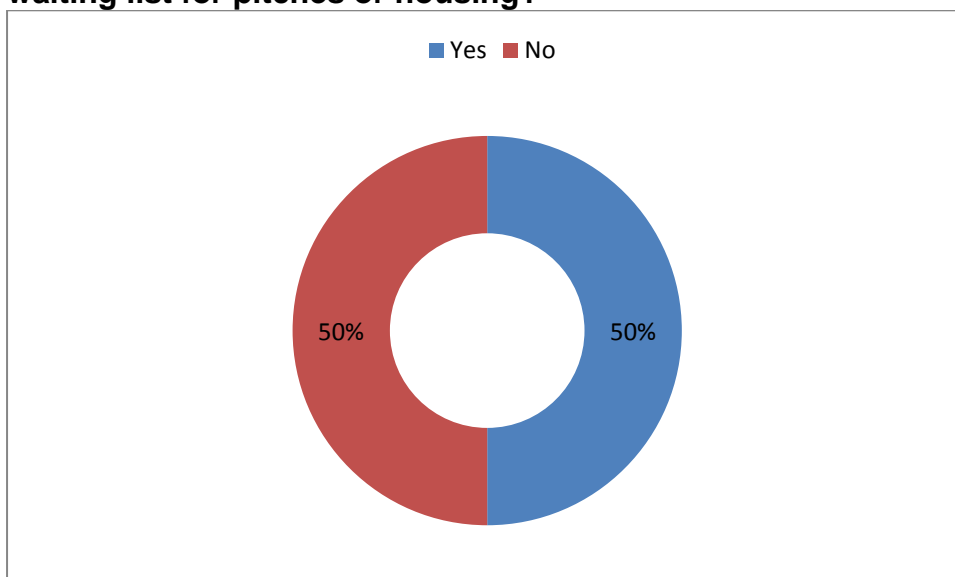
Source: Caerphilly CBC GTAA 2015

4.3 Accommodation Aspirations

4.3.1 The survey undertaken as part of this GTAA took into consideration both the needs and preferences of those who desire authorised pitches, either within the borough or within another local authority area. The following paragraphs will summarise any emerging needs and preferences and whether any aspirations were discounted for the purpose of the GTAA, including reasons.

4.3.2 Respondents were asked whether anyone in their family would like to join the local authority waiting list for pitches or housing. Figure 4.13 below provides a breakdown of responses. It shows that the 2 respondents living on a private residential site stated no, whereas, the 2 respondents stopping at the unauthorised encampment said yes if the council was to provide a site in the future.

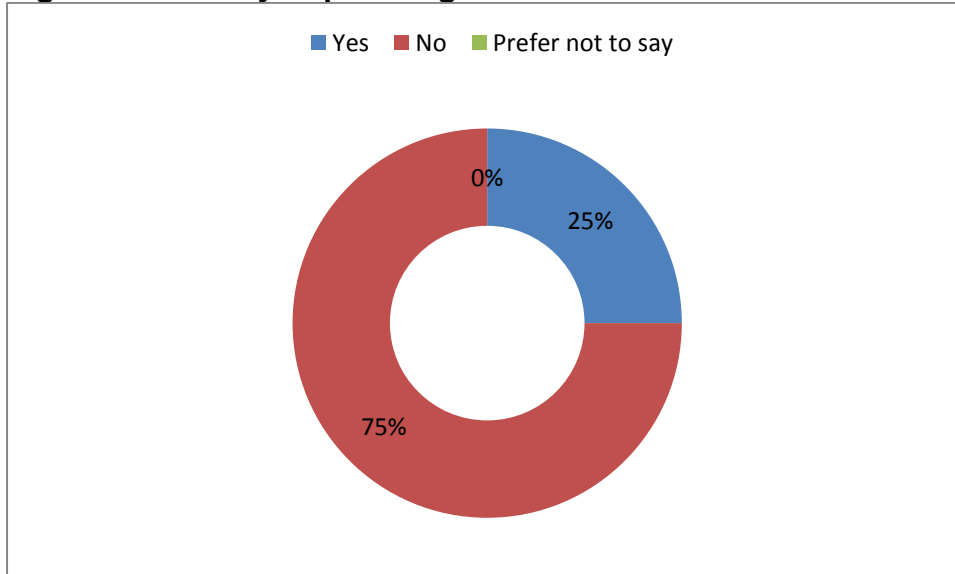
Figure 4.13: B4 Would anyone in your family like to join the local authority waiting list for pitches or housing?



Source: Caerphilly CBC GTAA 2015

4.3.3 Respondents were asked if they were planning to move into other accommodation. Figure 4.14 below provides a breakdown of responses. It shows that 1 respondent stated that they were planning to move and that 3 were not. From other responses to the survey, we know that the respondent wants to live on the Gypsy and Traveller site in Rhondda Cynon Taff to be closer to family.

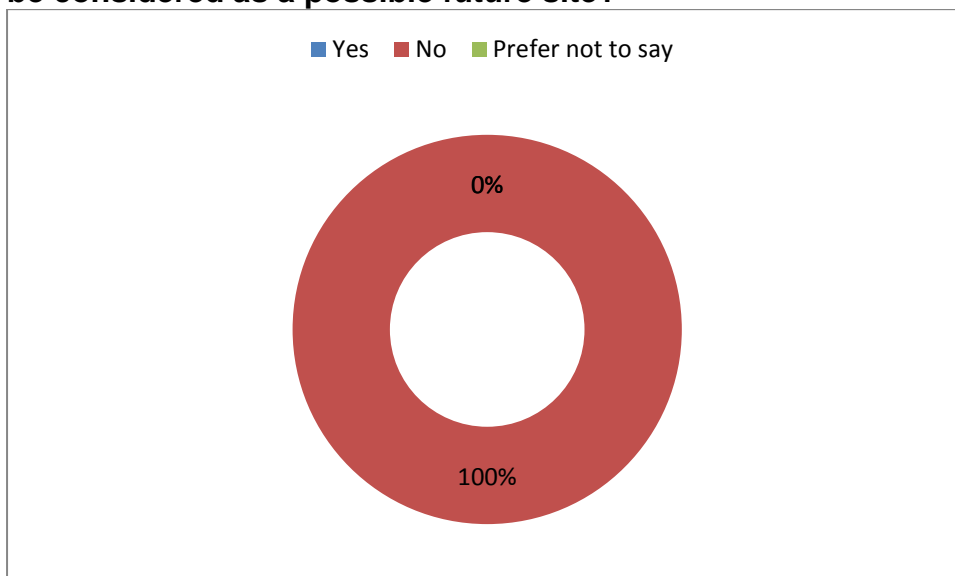
Figure 4.14: Are you planning to move into other accommodation?



Source: Caerphilly CBC GTAA 2015

4.3.4 Respondents were asked whether they owned land in the borough which they would like to be considered as a possible future site. Figure 4.15 below provides a breakdown of responses. It shows that none of the respondents owned land in the borough which they would like to be considered for a future site.

Figure 4.15: C5 Do you own land in the local authority which you would like to be considered as a possible future site?

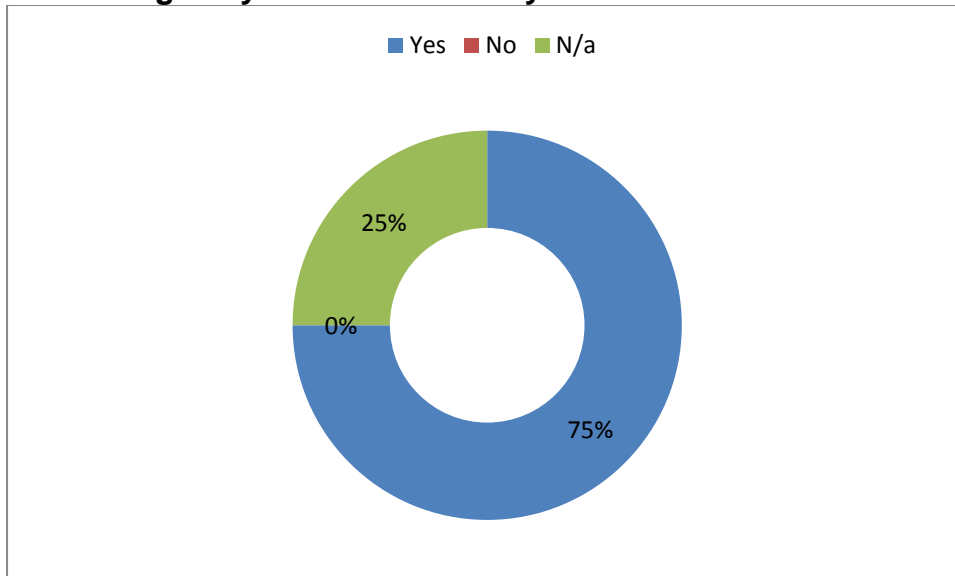


Source: Caerphilly CBC GTAA 2015

4.3.5 Respondents were asked if they are looking for an authorised pitch, would they live on a site managed by the council if offered one. Figure 4.16 below shows a breakdown of responses. It shows that 2 respondents stated they would accept a pitch if offered one, 1 said no and for the remaining respondent the question was not applicable as they did not want to move. The respondent who said no wanted to move to Rhondda Cynon Taff, as

explained in the preceding analysis. The two respondents that stated yes would only require transit provision as they have bricks and mortar accommodation which they use when they are not travelling. However, we know from subsequent responses in the questionnaire that they would also like transit provision in several local authority areas in South Wales, which calls into question if transit provision was provided in the borough would they actually make use of it. For this reason both households were discounted from the calculation on current residential demand.

Figure 4.16: C6 If you are looking for an authorised pitch, would you live on a site managed by the local authority if offered one?

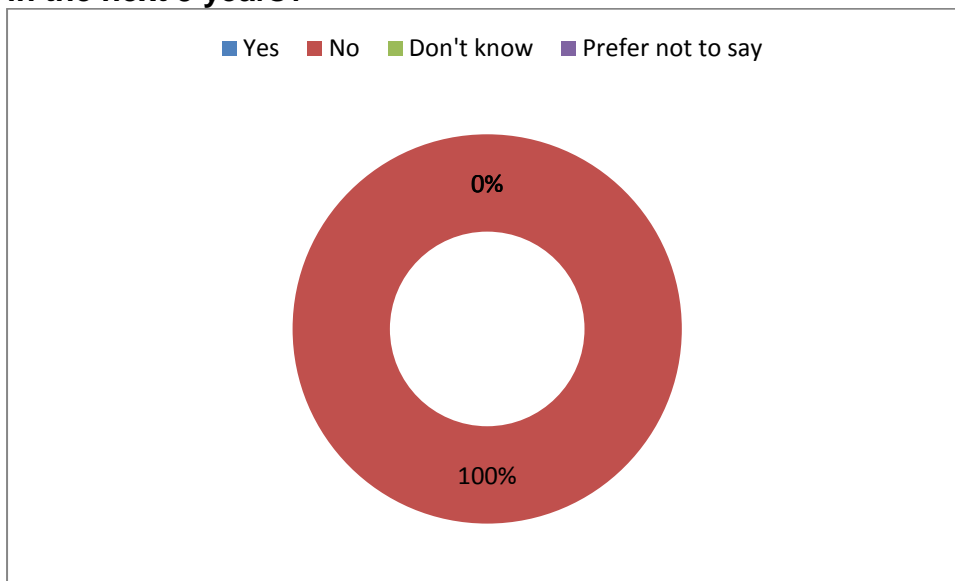


Source: Caerphilly CBC GTAA 2015

4.4 Household Growth

4.4.1 In terms of household growth, respondents were asked if anyone in their household is likely to move into their own home in the next 5 years. Figure 4.17 below provides a breakdown of responses. It shows that all 4 respondents stated no one would be likely to move into their home in the next 5 years.

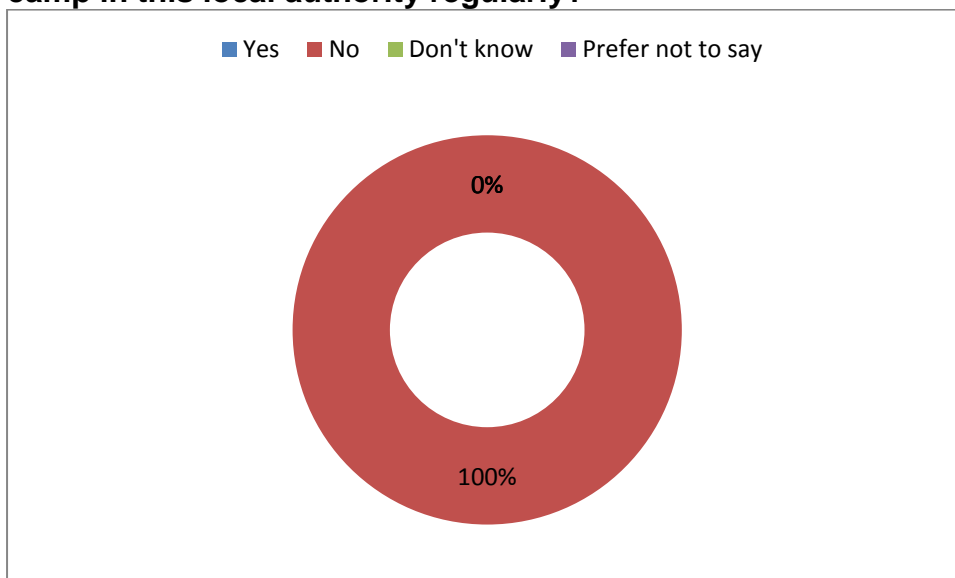
Figure 4.17: D1 Is anyone in your household likely to move to their own home in the next 5 years?



Source: Caerphilly CBC GTAA 2015

4.4.2 Respondents were asked if they have any family members living outside of the borough who camp here regularly. Figure 4.18 below provides a breakdown of responses. It shows that none of the four respondents stated that they had family members living outside the borough who camp in the borough regularly. This information concurs with the information the council holds on the number of unauthorised encampments that occur in the borough, as shown in Table 2.10.

Figure 4.18: D4 Do you have family members living outside of this area who camp in this local authority regularly?

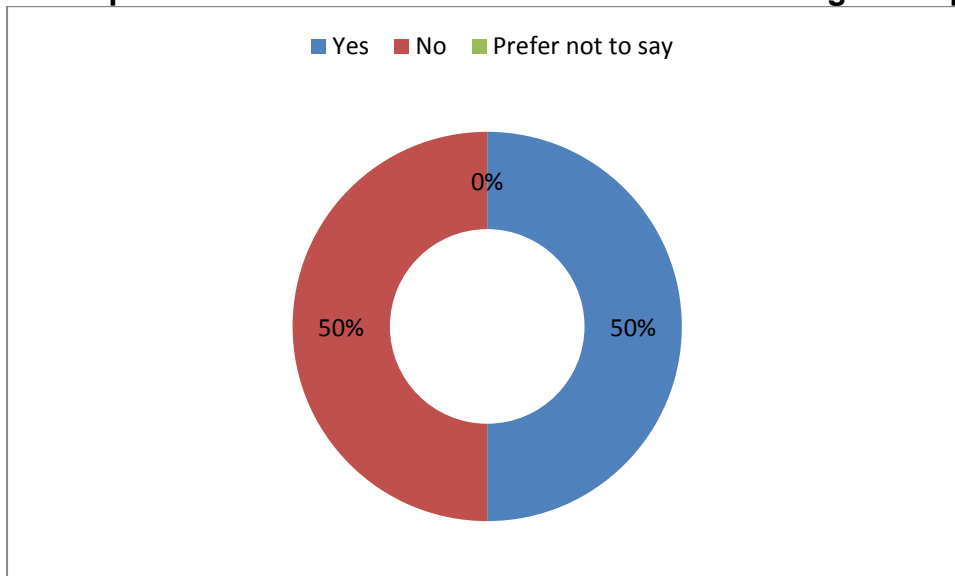


Source: Caerphilly CBC GTAA 2015

4.4.3 Respondents were asked if they had camped by the roadside / on an unauthorised encampment / on a transit site on Wales while travelling in the past year. Figure 4.18 below provides a breakdown of responses. It shows

that 2 respondents stated yes, these were currently stopping on an unauthorised encampment, and 2 stated no. When we asked the 2 respondents which other areas they have camped in, they responded Cardiff, Neath Port Talbot, Rhondda Cynon Taff and Swansea. Both respondents stated they would normally stay in these areas for between 2 weeks to 1 month. The accuracy of these statements has not been confirmed with the relevant local authorities.

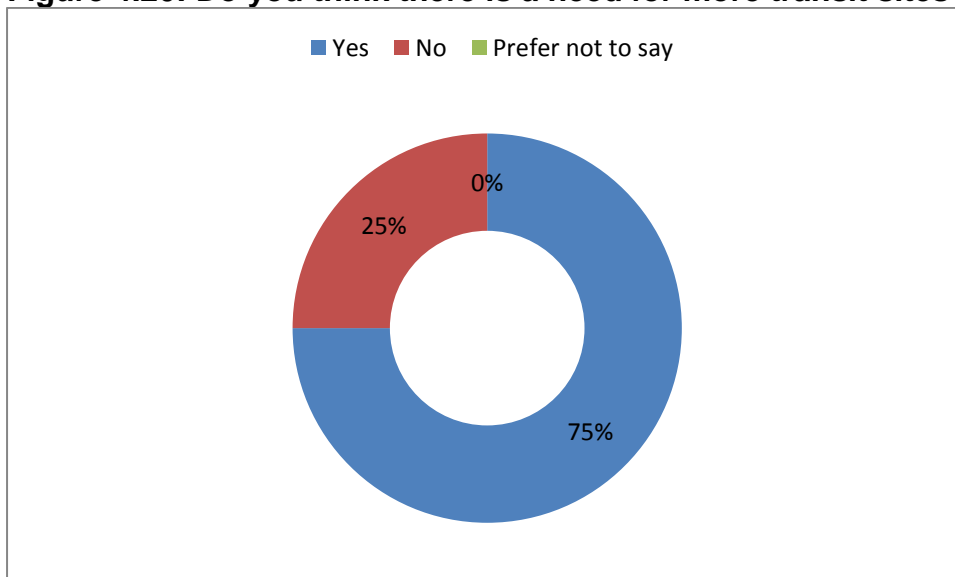
Figure 4.19: E1 Have you camped by the roadside / on an unauthorised encampment / on a transit site in Wales while travelling in the past year?



Source: Caerphilly CBC GTAA 2015

4.4.4 Respondents were asked if they thought there is a need for more transit sites in Wales and, if so, where. Figure 4.19 below provides a breakdown of responses. It shows that 3 respondents stated yes and the other stated no. The 2 respondents who were stopping on the unauthorised encampment stated there was a need for transit provision in Caerphilly, Cardiff, Neath Port Talbot, Rhondda Cynon Taff and Swansea, which were the same areas they had travelled through this summer. The other respondent stated in Bridgend.

Figure 4.20: Do you think there is a need for more transit sites in Wales?



Source: Caerphilly CBC GTAA 2015

4.4.5 The adopted LDP sets out a requirement for 8,625 new dwellings in the period up to 2021. This assumes an annual housing requirement of 575 dwellings per annum.

4.4.6 The emerging Replacement LDP is seeking to make provision for a population increase of 13,450 people and an additional 11,975 households in the period 2011 to 2031, which would result in a requirement for 12,400 new dwellings or 620 dwellings per annum.

4.4.7 There will be a significant increase in the number of people aged 65 or older, but the working age and school aged population is expected to remain relatively constant over the plan period. The population and household projections used to inform the emerging LDP focus on overall changes to particular age groups and household types but do not project changes to groups by other factors, such as ethnic origin.

4.5 Conclusions

4.5.1 We know from the 2011 Census that only 31 people living in the borough identified as Gypsy or Irish Traveller. Although there are 3 private residential sites in the borough, it would be logical to assume that the majority of these 31 people would be living in bricks and mortar accommodation. However, no members of the Gypsy Traveller community living in bricks and mortar came forward to be surveyed. One conclusion that may be drawn from this is that there is currently no evidence of members of the Gypsy Traveller community living in bricks and mortar housing needing to move to a mobile home pitch due to a cultural aversion but are prohibited from doing so due to a lack of site provision in the borough.

DRAFT 2016 GYPSY TRAVELLER ACCOMMODATION ASSESSMENT

- 4.5.2 One survey respondent, although found to be adequately accommodated, wanted to move to the Gypsy and Traveller site in Rhondda Cynon Taff to be closer to family networks. The respondent stated in interview that they had previously lived on this site many years ago. The respondent's details were passed, with their permission, to the officer in the council responsible for undertaking the GTAA in that area. The respondent has now been provided with advice to register for a permanent pitch in Rhondda Cynon Taff.
- 4.5.3 The council has actively engaged with other local authorities throughout the region during the GTAA. It has not received notification from any local authority regarding Gypsy or Travellers living in their area that originally lived in the borough, who would like to return here but cannot due to the lack of site provision.
- 4.5.4 The survey also took into consideration whether any of the respondents were living in overcrowded conditions. None of the respondents stated that they were living in overcrowded conditions (see paragraph 4.2.8). Therefore, for the purposes of the GTAA, it is assumed that there is no residential demand arising from overcrowding, either within the existing private residential sites or in bricks and mortar accommodation.
- 4.5.6 Survey respondents were asked whether they owned land in the borough which they would like to be considered as a possible future site. All respondents stated they did not, therefore, it is assumed that there is not a need at present for the council to assist members of the Gypsy Traveller community to bring forward private site developments. There is criteria based policy within the existing local development plan to consider requests for private sites coming forward in the future.

Chapter Five – Assessing Accommodation Needs

5.0 Residential Unmet Need

Table 5.1 below provides a breakdown of the current residential supply in the borough. It shows the total requirement to be nil. The reason for this is because there are currently no resident Gypsy or Traveller sites in the borough, provided by the council or otherwise.

Table 5.1: Current residential supply

| Current residential supply | Number of pitches |
|--|--------------------------|
| A. Occupied Local Authority pitches | 0 |
| B. Occupied authorised private pitches | 0 |
| Total | 0 |

Table 5.2 below provides a breakdown of the residential supply planned in the borough. It shows the total requirement to be nil. The reason for this is because there are currently no Gypsy or Traveller sites located in the borough and there are no sites planned with the prerequisite permissions.

Table 5.2: Planned residential supply

| Planned residential supply | Number of pitches |
|--|--------------------------|
| C. Vacant Local Authority pitches and available vacant private pitches | 0 |
| D. Pitches expected to become vacant in near future (see note 1) | 0 |
| E. New Local Authority and private pitches with planning permission | 0 |
| Total | 0 |

Table 5.3 below provides a breakdown of current residential demand. It shows the total requirement to be nil. The reason for this is because the council considers there to be nil demand stemming from the unauthorised encampments that were recorded during the GTAA or from other unauthorised encampments (including the caravan count), there are no known unauthorised developments within the borough, there was no reported overcrowding of those surveyed, no Gypsies or Travellers living in conventional housing agreed to be surveyed and there is no information that has come to light on any new households arriving from other areas.

Table 5.3: Current residential demand

| Current residential demand | Pitch demand |
|--|---------------------|
| F. unauthorised encampments | 0 |
| G. unauthorised development | 0 |
| H. overcrowded pitches (see note 2) | 0 |
| I. conventional housing (see note 3) | 0 |
| J. new households to arrive (see note 4) | 0 |
| Total | 0 |

DRAFT 2016 GYPSY TRAVELLER ACCOMMODATION ASSESSMENT

Table 5.4 below provides a breakdown of future household growth. It shows no growth is assumed in the next 5 years or over the period of the current LDP up to 2021, or emerging LDP (up to 2031). This assumption is based on a calculation of current residential supply (0) plus current residential demand (0) minus any pitches that will become vacant (0). A nil percentage growth rate was applied year-on-year based on survey findings.

Table 5.4: Future household growth

| Current households | Future households (at year 5) | Future households (Plan period) |
|------------------------------------|-------------------------------|---------------------------------|
| K. 0 (see note 7) | 0 (see note 5) | 0 (see note 6) |
| L. Additional household pitch need | 0 | 0 |

Table 5.5 below provides a breakdown of future residential demand for pitches and any unmet need. It shows that there is a nil demand for pitches over the next five years and over the period of the local development plan. This table is populated by taking information from tables 5.1 to 5.4.

Table 5.5: Unmet need

| Unmet Need | Need arising | Need accommodated |
|--|--------------|-------------------|
| M. Current residential demand | 0 | |
| N. Future residential demand (5 year) | 0 | |
| O. Future residential demand (plan period) | 0 | |
| P. Planned residential supply | | 0 |
| Q. Unmet need (5 year) | | 0 pitches |
| R. Unmet need (Plan period) | | 0 pitches |

Explanatory notes

1. Where applicable, identified through an analysis of pitch turnover data.
2. Overcrowding – e.g. where family numbers have grown to the extent that there is now insufficient space for the family within its mobile home accommodation and insufficient space on the pitch or site for a further mobile home.
3. Where identified in the survey. To include those with a cultural aversion to conventional housing, those experiencing overcrowding, and those who have reached adulthood and want to live on a site.
4. Where identified in the survey through waiting list, caravan count or partnership working with local authorities in the region.
5. Current residential supply + current residential demand – pitches expecting to become vacant @ 2.25% year on year for 5 years. Local growth rate should be based on details identified in the local survey.
6. Current residential supply + current residential demand – pitches expecting to become vacant @2.25% year on year for 15 years. Local growth rate should be based on details identified in local survey. Plan period should align to current LDP.
7. Occupied authorised pitches plus the current residential demand, minus the expected vacancies from authorised pitches.

5.1 Transit Unmet Need

- 5.0.1 An analysis of the unauthorised encampments that have occurred over the last 5 years in the borough is provided in section 2.3. The analysis shows that the majority of these encampments result from people simply passing through the borough and generally last less than one week. In addition, an analysis of the caravan count showed no instances of unauthorised encampments when the count was undertaken (see section 2.2).
- 5.0.2 During the consultation stage of the GTAA there were 3 instances of unauthorised encampments in the borough. The families on one encampment declined to take part in the survey, adding that if transit provision was provided they would not make use of it as they were happy living by the roadside. Surveys were only carried out on one of the encampments. For the purpose of the GTAA both households on the encampment were adequately housed when not travelling but stated they would use transit provision, when travelling, if it were provided. They identified a number of areas in South Wales where they felt transit provision should be situated, which transpires were the same areas they had travelled through. It would be unrealistic for any of the local authorities identified to provide a transit site, either separately or regionally, based on weight of this data alone.
- 5.0.3 As part of an on-going commitment to the assessment of the accommodation needs of Gypsies and Travellers the council will look to supplement the current evidence base by proactively attempting to carry out accommodation needs surveys on all unauthorised encampments that take place in the borough in the future using Welsh Government's universal questionnaire. The council will use this information to monitor whether a need for transit provision is required in the borough or regionally.
- 5.0.4 Temporary stopping places are a short-term solution available to the council to move Gypsies and Travellers, with their agreement, away from inappropriate locations, such as the roadside, to a place of relative safety. The council is aware of the benefits of using temporary stopping places in certain instances, however, they have not been utilised in the borough to date. The reason for this is often down to the location of an encampment and/or the moving intentions of those households on the encampment, and, in certain instances, the council extending the permitted time of stay before enforcement action is taken.
- 5.0.5 The council understands that there is currently no Gypsy or Traveller transit provision in Wales with the exception of one pitch in Torfaen. It would be logical to assume, therefore, that many of the unauthorised encampments in Wales can be attributed to the lack of provision. We know from attendance at the All Wales Gypsy Traveller Accommodation Forum that there has been some discussion of Welsh Government potentially leading on the development of an all-Wales network of transit provision. This is an approach that the council would be supportive of and would like to see consideration given to the recommendation of Niner¹ (University of Birmingham, 2006) who

DRAFT 2016 GYPSY TRAVELLER ACCOMMODATION ASSESSMENT

stated that, *“Most transit provision should be related to major roads and motorways along the northern and southern corridors.”*

- 5.0.6 A meeting to discuss transit provision in the SE Wales region took place on the 18th January 2016. The meeting was attended by representatives from the SE Wales local authorities and by the Gypsy, Roma and Traveller Policy Manager at Welsh Government. The meeting identified that only a small number of local authorities required transit provision and it was agreed that a further meeting of those concerned would be arranged to progress this matter.
- 5.0.7 The council has been contacted by Gwent Police to discuss the potential development of a regional protocol for managing unauthorised encampments, similarly to one developed by Dyfed Powys Police. The protocol would provide a consistent approach across the region for dealing with landowners, Gypsies and Travellers. The council has indicated its willingness to participate in this process but to date a meeting of interested parties has not taken place.

¹Accommodation Needs of Gypsy-Travellers in Wales, Pat Niner, Centre for Urban and Regional Studies, University of Birmingham, 2006

Chapter Six – Conclusions, Recommendations & Next Steps

6.1 This final chapter draws conclusions from the qualitative and quantitative information considered in chapters 2-5. It then makes a series of recommendations and outlines any next steps.

6.0 Conclusions & Recommendations

- 6.0.1 The undertaking of the GTAA has been complicated by a number of factors which have been outlined in preceding chapters. The assumptions made in this GTAA are based on a very low sample size, despite the best endeavours of the council to engage with members of the Gypsy Traveller community. However, sample sizes may improve in the future with initiatives such as carrying out surveys on all future unauthorised encampments, the introduction of the common housing register and the ABUHB starting to collect data across all of the 2011 Census ethnicity categories.
- 6.0.2 Tables 5.1-5.5 show that there is no identified requirement for permanent site provision within the borough. Section 5.5 shows there is no requirement either for transit provision in the borough. A meeting to discuss the need for transit provision in the SE Wales region is considered in paragraph 5.0.6.
- 6.0.3 Based on an analysis of the information drawn together as part of the GTAA the council concludes that there is currently insufficient evidence to support the provision of a transit site within the borough. The council will, however, keep this decision under close review. It will look to supplement the current evidence base by proactively attempting to carry out accommodation needs surveys on all unauthorised encampments that take place in the borough in the future using Welsh Government's universal questionnaire.
- 6.0.4 Similarly to the need for transit sites, as outlined in the paragraph above, there is currently insufficient evidence to support the use of temporary stopping places in the borough in the short-term. However, the council will keep this decision under review to ensure that emerging needs and aspirations of Gypsies and Travellers passing through the borough are taken into consideration.
- 6.0.5 Should a planning application for a permanent or transit site be submitted in the future, this can be addressed through the existing planning policies. The emerging replacement LDP will continue to include a criteria based policy to address any applications for Gypsy and Traveller sites.
- 6.0.6 The council would be supportive of Welsh Government leading on the development of an all-Wales network of transit provision. An initiative that could potentially address the lack of current provision and reduce the number of unauthorised encampments throughout Wales.

6.0.7 The council would recommend to Welsh Government that a review of the GTAA process is undertaken in association with local authorities and interested parties. This should include reviewing both the guidance issued to local authorities and the universal questionnaire.

6.1 Next Steps

The council will undertake the following actions to ensure it continues to comply with the requirements of Housing (Wales) Act 2014 and the Equality Act 2010:

1. Present the findings of the GTAA to Cabinet;
2. Submit the GTAA report to Welsh Government for approval;
3. Upload a copy of the GTAA report onto the council's website and review current website content;
4. Ensure that all instances of unauthorised encampment in the borough are entered onto the new Welsh Government recording system;
5. Continue to monitor the on-going accommodation requirements of members of the Gypsy Traveller community through biannual meetings of the accommodation working group;
6. Use the findings from the GTAA to inform the revision of the local development plan;
7. Ensure that the ethnicity of all applicants on the common housing register is recorded using the 2011 Census ethnicity classifications;
8. Continue to participate in the All-Wales Gypsy & Traveller Accommodation Forum; and
9. Actively participate in any future Welsh Government led review of the GTAA process.
10. Participate in the Gwent Police led development of a regional protocol for managing unauthorised encampments.

Appendix 1: Definition of Key Terms

The table below provides a list of key terms used in this document:

| | |
|----------------------------|---|
| Gypsies and Travellers | <p>(a) Persons of a nomadic habit of life, whatever their race or origin, including:</p> <p>(1) Persons who, on grounds only of their own or their family's or dependant's educational or health needs or old age, have ceased to travel temporarily or permanently, and</p> <p>(2) Members of an organized group of travelling show people or circus people (whether or not travelling together as such); and</p> <p>(b) All other persons with a cultural tradition of nomadism or of living in a mobile home.</p> <p>Source: Section 108, Housing (Wales) Act 2014</p> |
| Residential site | <p>A permanent residential site can be privately owned or owned by the Local Authority. This site will be designated for use as a Gypsy and Traveller site indefinitely. Residents on these sites can expect to occupy their pitches for as long as they abide by the terms of their pitch agreements, under the Mobile Homes (Wales) Act 2013.</p> <p>Working space may also be provided on, or near, sites for activities carried out by community members.</p> |
| Temporary residential site | <p>These sites are residential sites which only have planning permission or a site licence for a limited period. Residents on these sites can expect to occupy their pitches for the duration of the planning permission or site licence (or as long as they abide by the terms of their pitch agreements, under the Mobile Homes (Wales) Act 2013 – whichever is sooner).</p> |
| Transit site | <p>Transit sites are permanent facilities designed for temporary use by occupiers. These sites must be designated as such and provide a route for Gypsies and Travellers to maintain a nomadic way of life. Individual occupiers are permitted to reside on the site for a maximum of 3 months at a time.</p> <p>Specific terms under the Mobile Homes (Wales) Act 2013 apply on these sites. Working space may also be provided on, or near, sites for activities carried out by community members.</p> |
| Temporary Stopping Place | <p>Also known as a 'stopping place', 'Atchin Tan', or 'green lane', amongst other names. These are intended to be short-term in nature to assist Local Authorities where a need for pitches is accepted, however, none are currently available. Pro-actively identified temporary stopping places can be used to relocate inappropriately located encampments, whilst alternative sites are progressed. Temporary stopping places must make provision for</p> |

DRAFT 2016 GYPSY TRAVELLER ACCOMMODATION ASSESSMENT

| | |
|----------------------------------|---|
| | waste disposal, water supply and sanitation at a minimum. |
| Residential pitch | Land on a mobile home site where occupiers are entitled to station their mobile homes indefinitely (unless stated in their pitch agreement). Typically includes an amenity block, space for a static caravan and touring caravan and parking. |
| Transit pitch | Land on a mobile home site where occupiers are entitled to station their mobile homes for a maximum of 3 months. Transit pitches can exist on permanent residential sites, however, this is not recommended. |
| Unauthorised encampment | Land occupied without the permission of the owner or without the correct land use planning permission. Encampments may be tolerated by the Local Authority, whilst alternative sites are developed. |
| Unauthorised development | Land occupied by the owner without the necessary land use planning permission. |
| Current residential supply | The number of authorised pitches which are available and occupied within the Local Authority or partnership area. This includes pitches on Local Authority or private sites. |
| Current residential demand | Those with a need for authorised pitches for a range of reasons, including: <ul style="list-style-type: none"> • an inability to secure an authorised pitch leading to occupation of unauthorised encampments; • an inability to secure correct planning permission for an unauthorised development; • households living in overcrowded conditions and want a pitch; • households in conventional housing demonstrating cultural aversion; • new households expected to arrive from elsewhere. |
| Future residential demand | The expected level of new household formation which will generate additional demand within the 5 year period of the accommodation assessment and longer LDP period. |
| Overall residential pitch need | The ultimate calculation of unmet accommodation need, which must be identified through the Gypsy and Traveller accommodation assessment process. This figure can be found by adding the immediate residential need to the future residential demand. The overall residential need will capture the needs across the 5 year period within which the accommodation assessment is considered to be robust. |
| Planned residential pitch supply | The number of authorised pitches which are vacant and available to rent on Local Authority or private sites. It also includes pitches which will be vacated in the near future by households moving to conventional housing or in other circumstances. Additional pitches which are due to open or private sites likely to achieve planning permission shortly should be included as planned residential supply. |

DRAFT 2016 GYPSY TRAVELLER ACCOMMODATION ASSESSMENT

| | |
|-------------------------------------|--|
| Household | In this guidance this refers to individuals from the same family who live together on a single pitch / house / encampment. |
| Concealed or 'doubled-up' household | <p>This refers to households which are unable to achieve their own authorised accommodation and are instead living within authorised accommodation (houses or pitches) assigned to another household.</p> <p>This may include adult children who have been unable to move home or different households occupying a single pitch.</p> |
| Household growth | In this guidance household growth is defined by the number of new households arising from households which are already accommodated in the area. |

Appendix 2: Survey Poster

Gypsy & Traveller Survey: Your Future, Your Say

A new law called the Housing (Wales) Act 2014 means that Councils must assess and make provision for the accommodation needs of Gypsies & Travellers in their area.

The Council would like to speak with all Gypsies & Travellers living in the borough to find out whether your family requires a residential pitch or a yard.

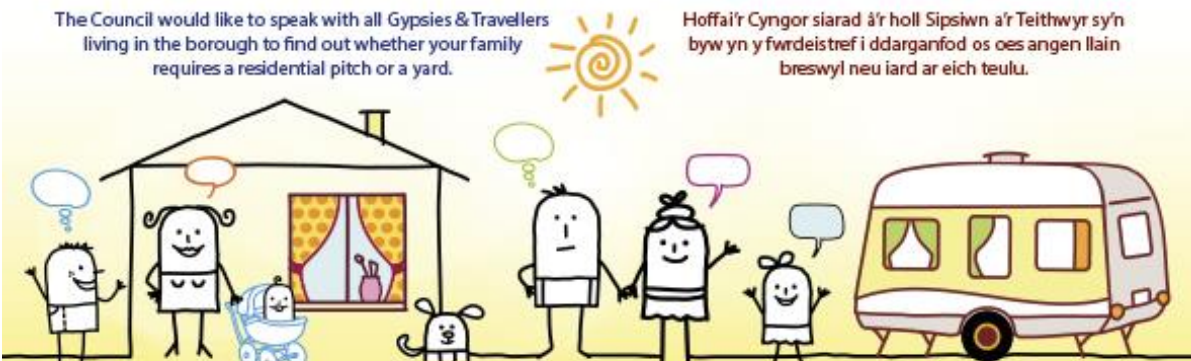
To speak with the Council, please telephone 01495 235216, email: privatesectorhousing@caerphilly.gov.uk or visit one of its main buildings.

Arolwg Sipsiwn a Theithwyr: Eich Dyfodol, Eich Barn

Mae deddf newydd o'r enw Deddf Tai (Cymru) 2014 yn golygu fod rhaid i Gyngorau asesu a gwneud darpariaeth ar gyfer anghenion llety Sipsiwn a Theithwyr yn eu hardal.

Hoffai'r Cyngor siarad â'r holl Sipsiwn a'r Theithwyr sy'n byw yn y fwrdeistref i ddarganfod os oes angen llain breswyl neu iard ar eich teulu.

I siarad â'r Cyngor, ffoniwch 01495 235216, e-bostiwch: taiectorpreifat@caerffili.gov.uk neu ewch i un o'r prif adeiladau.




The illustration shows two families. On the left, a family of four (a man, a woman, a baby in a stroller, and a dog) is standing in front of a house with a chimney and a window with curtains. On the right, another family of three (a man, a woman, and a child) is standing next to a caravan. A sun is drawn in the sky between the two families.

Appendix 3: Survey Flyer

Gypsy & Traveller Survey: Your Future, Your Say

A new law called the Housing (Wales) Act 2014 means that Councils must assess and make provision for the accommodation needs of Gypsies & Travellers in their area.

The Council would like to speak with all Gypsies and Travellers living in the borough to find out whether your family requires a residential pitch or a yard.




To speak with the Council, please telephone 01495 235216, email: privatesectorhousing@caerphilly.gov.uk or visit one of its main buildings.

Arolwg Sipsiwn a Theithwyr: Eich Dyfodol, Eich Barn

Mae deddf newydd o'r enw Deddf Tai (Cymru) 2014 yn golygu fod rhaid i Gyngorau asesu a gwneud darpariaeth ar gyfer anghenion llety Sipsiwn a Theithwyr yn eu hardal.

Hoffai'r Cyngor siarad â'r holl Sipsiwn a'r Theithwyr sy'n byw yn y fwrdeistref i ddarganfod os oes angen llain breswyl neu iard ar eich teulu.



I siarad â'r Cyngor, ffoniwch 01495 235216, e-bostiwch: taiectorpreifat@caerffili.gov.uk neu ewch i un o'r prif adeiladau.

Appendix 4: A List of Organisations Consulted

Below is a list, in no particular order, of the main organisations or groups that the council has communicated with as part of the undertaking of the GTAA:

| | |
|--|---|
| Gypsies & Travellers Wales | Roma Support Group |
| Travelling Ahead (at Save the Children Cymru) | Aneurin Bevan University Health Board |
| The Unity Project | Public Health Wales |
| Romani Cultural and Arts Company | Gwent Police |
| The Bridges Project | Victim Support |
| The Showmen's Guild of Great Britain | The nine local authorities in SE Wales |
| The Travellers School Charity | Caerphilly County Borough Community Cohesion Forum |
| Planning Aid Wales | Welsh Government |
| The Traveller Movement | Gwalia |
| Friends, Families and Travellers | Save the Children |
| The National Federation of Gypsy Liaison Groups | Race Equality First |
| The Gypsy Council (for Education, Culture, Welfare and Civil Rights) | All primary, secondary and special schools in the borough |

DRAFT 2016 GYPSY TRAVELLER ACCOMMODATION ASSESSMENT

Appendix 5: Interview Log (edited version)

| Address | Type of tenure | Date of visit | Engagement techniques used | Resident at home? | Interview attempts | | Questionnaire completed or refusal? | Reasons for refusal? |
|----------------|----------------|---------------|---|-------------------|---------------------|--|---|---|
| | | | | | | | | |
| Caravan Park A | Owner | 03/07/2015 | Two officers visited the caravan park on the 3rd July to speak with the residents about the GTAA. Where the applicant was at home, basic information was provided and a flyer was handed out. Where the resident was not at home, a flyer was posted through their letterbox. | Yes | Completed 14/08/15 | | Completed. | N/a. |
| Caravan Park B | Owner-occupier | 03/07/2015 | Two officers visited the caravan park the to speak with the residents about the GTAA. Where the applicant was at home, basic information was provided and a flyer was handed out. Where the resident was not at home, a flyer was posted through their letterbox. | Yes | Completed 14/08/15 | | Completed. | N/a. |
| Caravan Park B | Owner-occupier | 03/07/2015 | Two officers visited the caravan park to speak with the residents about the GTAA. Where the applicant was at home, basic information was provided and a flyer was handed out. Where the resident was not at home, a flyer was posted through their letterbox. The same two officers visited on the 14/08/15 to undertake the survey. The resident said that they did not want to take part in the survey. We said we could call again but this resident reiterated their desire of not wanting to take part in the survey. | Yes | Visited on 14/08/15 | | Refused for the reasons outlined in cell E20. | Refused for the reasons outlined in cell E20. |

DRAFT 2016 GYPSY TRAVELLER ACCOMMODATION ASSESSMENT

| | | | | | | | | | |
|----------------|------------|------------|---|-----|--|--|--|----------------|------------------|
| Caravan Park B | Site owner | 03/07/2015 | Two officers visited the caravan park on the 3rd July to speak with the residents about the GTAA. Where the applicant was at home, basic information was provided and a flyer was handed out. Where the resident was not at home, a flyer was posted through their letterbox. | No | Visited on 14/08/15 - no reply. Flyer put through the letterbox. | Visited on 21/08/15. XXXX was in. Initially didn't want to take part in the survey. However, after fully explaining the process the XXXX said they would speak with their XXXX and telephone us if they wanted to take part. | | No. | As per cell H25. |
| Caravan Park B | N/a | 03/07/2015 | Two officers visited the caravan park on the 3rd July to speak with the residents about the GTAA. Where the applicant was at home, basic information was provided and a flyer was handed out. Where the resident was not at home, a flyer was posted through their letterbox. | N/a | | | | Building plot. | N/a |

DRAFT 2016 GYPSY TRAVELLER ACCOMMODATION ASSESSMENT

| | | | | | | | | | |
|--------------------------------|----------------|------------|--|-----|--|--|--|---|---------------------------|
| Caravan Park B | Owner-occupier | 03/07/2015 | Two officers visited the caravan park on the 3rd July to speak with the residents about the GTAA. Where the applicant was at home, basic information was provided and a flyer was handed out. Where the resident was not at home, a flyer was posted through their letterbox. | No | | | | No. Interviews were only attempted to be undertaken with known Gypsy Travellers or those people who contacted us and arranged for an interview to be completed. | N/a. |
| | | | | | | | | | |
| Travelling circus, Llanbradach | N/a | 03/07/2015 | Two officers visited the circus on the 3rd July to speak with the travelling show people about the GTAA. We were advised by XXXX, a circus employee (in the absence of the circus owner) that the circus was from Grantham, Lincolnshire and that no local people were employed. | N/a | | | | N/a | See comments in cell E28. |
| | | | | | | | | | |

DRAFT 2016 GYPSY TRAVELLER ACCOMMODATION ASSESSMENT

| | | | | | | | | | |
|----------------|-----------------|------------|--|-----|--|--|--|---|------|
| Caravan Park C | Private renting | 08/07/2015 | <p>Two officers visited the caravan park on the 8th July to speak with the residents about the GTAA. Where the applicant was at home, basic information was provided and a flyer was handed out. Where the resident was not at home, a flyer was posted through their letterbox. We were advised by the site manager that no known GT lived on the site.</p> <p>However, one resident disclosed that they were a GT. Several attempts were made to call back to this resident to undertake a survey but no response was received on every occasion. Information was left at the caravan for the applicant to contact the council but no contact was ever made.</p> | Yes | | | | No. Interviews were only attempted to be undertaken with known Gypsy Travellers or those people who contacted us and arranged for an interview to be completed. | N/a. |
| | | | | | | | | | |

DRAFT 2016 GYPSY TRAVELLER ACCOMMODATION ASSESSMENT

| | | | | | | | | | |
|------------|-----------------|------------|--|-----|---|---|---|-----|---|
| Caerphilly | Caerphilly town | 06/07/2015 | Received telephone call regarding planning permission on land the XXXX owns in XXXX and an education issue regarding her children. The XXXX describes XXXX as a Traveller who currently lives in bricks and mortar accommodation. XXXX found out about the survey through XXXX XXXX who lives on another caravan park in Caerphilly. Advised XXXX to ring XXXX council regarding planning issue and GT Wales regarding the education issue as the XXXX had already spoken to the education authority - name and telephone number provided. | N/a | Telephone d at 13:01 on 10/08/15. No answer. Message left on answer phone | Telephone d at 09:13 on 13/08/15. No answer. Message left on answer phone | Telephone d at 09:15 on 21/08/15. Need to call back next week to arrange survey | No. | I telephoned the XXXX again at 13:09 on the 24/08/15. The XXXX said that due to a family domestic, XXXX no longer wanted to undertake a survey. I explained to the XXXX that if XXXX situation changed XXXX could call me to arrange a time and date to undertake the |
|------------|-----------------|------------|--|-----|---|---|---|-----|---|

DRAFT 2016 GYPSY TRAVELLER ACCOMMODATION ASSESSMENT

| | | | | | | | | | |
|--------------|--|------------|---|-----|--|--|--|-----|-----|
| Not provided | Unknown | 13/07/2015 | Received a telephone call for a XXXX asking about pitch provision in the SE Wales region. I explained that there was none currently in the borough and we are undertaking a GTAA. The XXXX was in a hurry and could not talk further. We agreed that I would call XXXX back to talk about the GTAA at a later date. | N/a | Telephoned at 13:01 on 10/08/15. XXXX unable to meet until the 25/08/15. XXXX advised XXXX will call back after this date. | | | N/a | N/a |
| England | Bricks and mortar. Rented - XXXX Housing | 21/07/2015 | Received a telephone call from a XXXX who lives in England wanting to know about the GTAA, which XXXX had seen on FB. The XXXX is a housing association tenant who has no local connection with the area. I advised the XXXX that the GTAA was only for the people currently living in the borough or requiring transit provision. The XXXX asked about a mutual exchange to the Cardiff and RCT areas and I advised XXXX how XXXX might apply for one. | N/a | | | | N/a | N/a |
| | | | | | | | | | |

DRAFT 2016 GYPSY TRAVELLER ACCOMMODATION ASSESSMENT

| | | | | | | | | | |
|---------------------------------------|-------------------------|------------|---|-----|-------------------------|--|--|-------------------------|-------------------------|
| Pen-y-Fan Caravan Park & Leisure site | N/a | 23/07/2015 | Two officers visited the caravan park and spoke with the reception staff. We were informed that there were no Gypsy Travellers currently on the site. We explained to them the process and left them with some literature to hand out and put on their notice board. | N/a | | | | N/a | N/a |
| Oakdale Business Park | Unauthorised encampment | 23/07/2015 | Two officers visited an unauthorised encampment of 6 families to carry out a GTAA survey. It was explained to them the reasons why the survey was being undertaken. All residents on the site declined to be surveyed. We left them with some information and a copy of the survey and advised them to contact us if they changed their mind. The families did not say where they had come from and where they were going next. They did say that they would not use transit provision if it were provided. | Yes | | | | Refused as per cell E37 | Refused as per cell E37 |
| Risca Railway Station | Unauthorised encampment | 03/09/2015 | Two officers visited an unauthorised encampment consisting of 2 separate families to carry out a GTAA survey. | Yes | Completed on 03/09/2015 | | | N/a | N/a |

DRAFT 2016 GYPSY TRAVELLER ACCOMMODATION ASSESSMENT

Appendix 6: 2011 Census Data Regional Analysis

| Variable | Caerphilly | | Bridgend | | Vale of Glamorgan | | Cardiff | | Rhondda Cynon Taff | | Blaenau Gwent | | Torfaen | | Monmouthshire | | Newport | | | |
|--|----------------|--------------|------------------------|--------------|------------------------|--------------|------------------------|--------------|------------------------|--------------|------------------------|--------------|------------------------|--------------|------------------------|--------------|------------------------|--------------|-----------|--------------|
| | All residents | | Gypsy/Irish travellers | | Gypsy/Irish travellers | | Gypsy/Irish travellers | | Gypsy/Irish travellers | | Gypsy/Irish travellers | | Gypsy/Irish travellers | | Gypsy/Irish travellers | | Gypsy/Irish travellers | | | |
| | Number | % | Number | % | Number | % | Number | % | Number | % | Number | % | Number | % | Number | % | Number | % | | |
| All usual residents | 178,806 | | 31 | | 63 | | 21 | | 521 | | 53 | | 72 | | 155 | | 6 | | 84 | |
| Aged 0-17 years | 39,691 | 22.20 | 5 | 16.13 | 15 | 23.81 | 5 | 23.81 | 246 | 47.20 | 13 | 24.53 | 28 | 38.89 | 80 | 51.61 | 0 | 0.00 | 31 | 36.90 |
| Aged 18-39 years | 48,800 | 27.29 | 8 | 25.81 | 26 | 41.27 | 13 | 61.90 | 167 | 32.05 | 27 | 50.94 | 25 | 34.72 | 30 | 19.35 | 4 | 66.67 | 30 | 35.71 |
| Aged 40-64 years | 60,750 | 33.98 | 18 | 58.06 | 21 | 33.33 | 3 | 14.29 | 92 | 17.86 | 11 | 20.75 | 12 | 16.67 | 36 | 23.23 | 2 | 33.33 | 18 | 21.43 |
| Aged 65 years and over | 29,565 | 16.53 | 0 | 0.00 | 1 | 1.59 | 0 | 0.00 | 16 | 3.07 | 2 | 3.77 | 7 | 9.72 | 9 | 5.81 | 0 | 0.00 | 5 | 5.95 |
| Male usual residents | 87,701 | | 16 | | 37 | | 14 | | 253 | | 28 | | 35 | | 70 | | 4 | | 42 | |
| Males aged 0-17 years | 20,338 | 23.19 | 2 | 12.50 | 7 | 18.92 | 2 | 14.29 | 128 | 50.59 | 2 | 7.14 | 16 | 45.71 | 49 | 70.00 | 0 | 0.00 | 14 | 33.33 |
| Males aged 18-39 years | 24,062 | 27.44 | 2 | 12.50 | 17 | 45.95 | 10 | 71.42 | 87 | 34.39 | 19 | 67.86 | 10 | 28.57 | 4 | 5.71 | 3 | 75.00 | 17 | 40.48 |
| Males aged 40-64 years | 30,060 | 34.27 | 12 | 75.00 | 12 | 32.43 | 2 | 14.29 | 32 | 12.65 | 6 | 21.43 | 6 | 17.14 | 13 | 18.57 | 1 | 25.00 | 8 | 19.05 |
| Males aged 65 years and over | 13,241 | 15.10 | 0 | 0.00 | 1 | 2.70 | 0 | 0.00 | 6 | 2.37 | 1 | 3.57 | 3 | 2.86 | 4 | 5.71 | 0 | 0.00 | 3 | 7.14 |
| Female usual residents | 91,105 | | 15 | | 26 | | 7 | | 268 | | 25 | | 37 | | 85 | | 2 | | 42 | |
| Females aged 0-17 years | 19,353 | 21.24 | 3 | 20.00 | 8 | 30.77 | 3 | 42.86 | 118 | 44.03 | 11 | 44.00 | 12 | 32.43 | 31 | 36.47 | 0 | 0.00 | 17 | 40.48 |
| Females aged 18-39 years | 24,738 | 27.15 | 6 | 40.00 | 9 | 34.61 | 3 | 42.86 | 80 | 29.85 | 8 | 32.00 | 15 | 40.54 | 26 | 30.59 | 1 | 50.00 | 13 | 30.95 |
| Females aged 40-64 years | 30,690 | 33.69 | 6 | 40.00 | 9 | 34.61 | 1 | 14.28 | 60 | 22.39 | 5 | 20.00 | 6 | 16.22 | 23 | 27.06 | 1 | 50.00 | 10 | 23.81 |
| Females aged 65 years and over | 16,324 | 17.92 | 0 | 0.00 | 0 | 0.00 | 0 | 0.00 | 10 | 3.73 | 1 | 4.00 | 4 | 10.81 | 5 | 5.98 | 0 | 0.00 | 2 | 4.76 |
| All usual residents aged 16+ | 143,825 | | 26 | | 49 | | 16 | | 308 | | 41 | | 44 | | 81 | | 6 | | 56 | |
| Economically active residents aged 16+ | 85,212 | 59.25 | 8 | 30.77 | 32 | 65.31 | 3 | 18.75 | 87 | 28.25 | 27 | 65.85 | 14 | 31.82 | 16 | 19.75 | 4 | 66.67 | 27 | 48.21 |
| % of economically active residents aged 16+ who are: | | | | | | | | | | | | | | | | | | | | |
| Employed part-time | 17,378 | 12.08 | 1 | 3.85 | 8 | 16.33 | 1 | 6.25 | 12 | 3.90 | 7 | 17.07 | 2 | 4.55 | 4 | 4.94 | 1 | 16.67 | 6 | 10.71 |
| Employed full-time | 50,275 | 34.96 | 5 | 19.23 | 7 | 14.29 | 1 | 6.25 | 30 | 9.74 | 9 | 21.94 | 6 | 13.63 | 4 | 4.94 | 2 | 33.33 | 6 | 10.71 |
| Self employed | 7,966 | 5.54 | 2 | 7.69 | 4 | 8.16 | 1 | 6.25 | 14 | 4.55 | 5 | 12.20 | 2 | 4.55 | 3 | 3.70 | 0 | 0.00 | 8 | 14.29 |
| Full-time students | 2,852 | 1.98 | 0 | 0.00 | 2 | 4.08 | 0 | 0.00 | 9 | 2.91 | 3 | 7.32 | 0 | 0.00 | 0 | 0.00 | 1 | 16.67 | 2 | 3.57 |
| Unemployed | 6,741 | 4.69 | 0 | 0.00 | 11 | 22.45 | 0 | 0.00 | 22 | 7.14 | 3 | 7.32 | 4 | 9.09 | 5 | 6.17 | 0 | 0.00 | 5 | 8.93 |
| Economically inactive residents aged 16+ | 58,613 | 40.75 | 18 | 69.23 | 17 | 34.69 | 13 | 81.25 | 221 | 71.75 | 14 | 34.15 | 30 | 68.18 | 65 | 80.25 | 2 | 33.33 | 29 | 51.79 |
| % of economically inactive residents aged 16+ who are: | | | | | | | | | | | | | | | | | | | | |
| Retired | 32,775 | 22.79 | 1 | 3.85 | 1 | 2.04 | 1 | 6.25 | 13 | 4.23 | 0 | 0.00 | 6 | 13.64 | 10 | 12.35 | 0 | 0.00 | 5 | 8.93 |
| Students | 5,901 | 4.10 | 0 | 0.00 | 1 | 2.04 | 6 | 37.50 | 26 | 8.44 | 1 | 2.44 | 0 | 0.00 | 5 | 6.17 | 0 | 0.00 | 5 | 8.93 |
| Looking after home or family | 5,681 | 3.95 | 4 | 15.38 | 4 | 8.16 | 2 | 12.50 | 61 | 19.80 | 1 | 2.44 | 11 | 25.00 | 30 | 37.04 | 1 | 16.67 | 5 | 8.93 |
| Long term sick or disabled | 11,130 | 17.74 | 11 | 42.31 | 1 | 2.04 | 3 | 18.75 | 71 | 23.05 | 7 | 17.07 | 6 | 13.64 | 13 | 16.05 | 0 | 0.00 | 12 | 21.42 |
| Other | 3,126 | 2.17 | 2 | 7.69 | 10 | 20.41 | 1 | 6.25 | 50 | 16.23 | 5 | 12.20 | 7 | 15.90 | 7 | 8.64 | 1 | 16.67 | 2 | 3.58 |
| Male usual residents aged 16+ | 69,692 | | 14 | | 31 | | 12 | | 144 | | 26 | | 19 | | 24 | | 4 | | 31 | |
| Economically active males aged 16+ | 45,302 | 65.00 | 6 | 42.86 | 21 | 67.74 | 3 | 25.00 | 46 | 31.94 | 16 | 61.54 | 9 | 47.37 | 8 | 33.33 | 3 | 75.00 | 16 | 51.61 |
| % of economically active males aged 16+ who are: | | | | | | | | | | | | | | | | | | | | |
| Employed part-time | 3,604 | 5.17 | 0 | 0.00 | 5 | 16.13 | 1 | 8.33 | 2 | 1.39 | 2 | 7.69 | 0 | 0.00 | 1 | 4.17 | 0 | 0.00 | 2 | 6.45 |
| Employed full-time | 30,313 | 43.50 | 4 | 28.57 | 5 | 16.13 | 1 | 8.33 | 22 | 15.28 | 6 | 23.08 | 4 | 21.05 | 2 | 8.33 | 2 | 50.00 | 1 | 3.22 |
| Self employed | 6,002 | 8.61 | 2 | 14.29 | 2 | 6.45 | 1 | 8.33 | 13 | 9.02 | 5 | 19.23 | 2 | 10.53 | 3 | 12.50 | 0 | 0.00 | 8 | 25.81 |
| Full-time students | 1,115 | 1.60 | 0 | 0.00 | 2 | 6.45 | 0 | 0.00 | 1 | 0.69 | 2 | 7.69 | 0 | 0.00 | 0 | 0.00 | 1 | 25.00 | 0 | 0.00 |
| Unemployed | 4,268 | 6.12 | 0 | 0.00 | 7 | 22.58 | 0 | 0.00 | 8 | 5.56 | 1 | 3.85 | 3 | 15.79 | 2 | 8.33 | 0 | 0.00 | 5 | 16.13 |
| Economically inactive males aged 16+ | 24,390 | 35.00 | 8 | 57.14 | 10 | 32.26 | 9 | 75.00 | 98 | 68.06 | 10 | 38.46 | 10 | 52.63 | 16 | 66.67 | 1 | 25.00 | 15 | 48.38 |
| % of economically inactive males aged 16+ who are: | | | | | | | | | | | | | | | | | | | | |
| Retired | 13,863 | 19.89 | 1 | 7.14 | 1 | 3.23 | 1 | 8.33 | 7 | 4.86 | 0 | 0.00 | 3 | 15.79 | 2 | 8.33 | 0 | 0.00 | 3 | 9.68 |
| Students | 2,819 | 4.04 | 0 | 0.00 | 0 | 0.00 | 4 | 33.34 | 20 | 13.89 | 1 | 3.85 | 0 | 0.00 | 3 | 12.50 | 0 | 0.00 | 3 | 9.68 |
| Looking after home or family | 779 | 1.12 | 1 | 7.14 | 1 | 3.23 | 0 | 0.00 | 9 | 6.25 | 0 | 0.00 | 1 | 5.26 | 0 | 0.00 | 0 | 0.00 | 1 | 3.23 |
| Long term sick or disabled | 5,650 | 8.11 | 6 | 42.86 | 1 | 3.23 | 3 | 25.00 | 33 | 22.92 | 5 | 19.23 | 4 | 21.05 | 7 | 29.17 | 0 | 0.00 | 7 | 22.58 |
| Other | 1,279 | 1.84 | 0 | 0.00 | 7 | 22.57 | 1 | 8.33 | 29 | 20.14 | 4 | 15.38 | 2 | 10.53 | 4 | 16.67 | 1 | 25.00 | 1 | 3.23 |

DRAFT 2016 GYPSY TRAVELLER ACCOMMODATION ASSESSMENT

| Variable | Caerphilly | | Bridgend | | Vale of Glamorgan | | Cardiff | | Rhondda Cynon Taff | | Blaenau Gwent | | Torfaen | | Monmouthshire | | Newport | | | |
|---|----------------|--------------|------------------------|--------------|------------------------|--------------|------------------------|---------------|------------------------|--------------|------------------------|--------------|------------------------|--------------|------------------------|--------------|------------------------|--------------|-----------|-----------|
| | All residents | | Gypsy/Irish travellers | | Gypsy/Irish travellers | | Gypsy/Irish travellers | | Gypsy/Irish travellers | | Gypsy/Irish travellers | | Gypsy/Irish travellers | | Gypsy/Irish travellers | | Gypsy/Irish travellers | | | |
| | Number | % | Number | % | Number | % | Number | % | Number | % | Number | % | Number | % | Number | % | Number | % | | |
| Female usual residents aged 16+ | 74,133 | | 12 | | 18 | | 4 | | 164 | | 15 | | 25 | | 57 | | 2 | | 25 | |
| Economically active females aged 16+ | 39,910 | 53.84 | 2 | 16.67 | 11 | 61.11 | 0 | 0.00 | 41 | 25.00 | 11 | 73.33 | 5 | 20.00 | 8 | 14.04 | 1 | 50.00 | 11 | 44 |
| % of economically active females aged 16+ who are: | | | | | | | | | | | | | | | | | | | | |
| Employed part-time | 13,774 | 18.58 | 1 | 8.33 | 3 | 16.67 | 0 | 0.00 | 10 | 6.10 | 5 | 33.33 | 2 | 8.00 | 3 | 5.26 | 1 | 50.00 | 4 | 16.00 |
| Employed full-time | 19,962 | 26.93 | 1 | 8.33 | 2 | 11.11 | 0 | 0.00 | 8 | 4.88 | 3 | 20.00 | 0 | 8.00 | 2 | 3.52 | 0 | 0.00 | 5 | 20.00 |
| Self employed | 1,964 | 2.65 | 0 | 0.00 | 2 | 11.11 | 0 | 0.00 | 1 | 0.61 | 0 | 0.00 | 0 | 0.00 | 0 | 0.00 | 0 | 0.00 | 0 | 0.00 |
| Full-time students | 1,737 | 2.34 | 0 | 0.00 | 0 | 0.00 | 0 | 0.00 | 8 | 4.88 | 1 | 6.67 | 0 | 0.00 | 0 | 0.00 | 0 | 0.00 | 2 | 8.00 |
| Unemployed | 2,473 | 3.34 | 0 | 0.00 | 4 | 22.22 | 0 | 0.00 | 14 | 8.53 | 2 | 13.33 | 1 | 4.00 | 3 | 5.26 | 0 | 0.00 | 0 | 0.00 |
| Economically inactive females aged 16+ | 34,223 | 46.16 | 10 | 83.33 | 7 | 38.88 | 4 | 100.00 | 123 | 75.00 | 4 | 26.67 | 20 | 80.00 | 49 | 85.96 | 1 | 50.00 | 14 | 56 |
| % of economically inactive females aged 16+ who are: | | | | | | | | | | | | | | | | | | | | |
| Retired | 18,912 | 25.51 | 0 | 0.00 | 0 | 0.00 | 0 | 0.00 | 6 | 3.66 | 0 | 0.00 | 3 | 12.00 | 8 | 14.03 | 0 | 0.00 | 2 | 8.00 |
| Students | 3,082 | 4.16 | 0 | 0.00 | 1 | 5.56 | 2 | 50.00 | 6 | 3.66 | 0 | 0.00 | 0 | 0.00 | 2 | 3.51 | 0 | 0.00 | 2 | 8.00 |
| Looking after home or family | 4,902 | 6.61 | 3 | 25.00 | 3 | 16.67 | 2 | 50.00 | 52 | 31.71 | 1 | 6.67 | 10 | 40.00 | 30 | 52.63 | 1 | 50.00 | 4 | 16.00 |
| Long term sick or disabled | 5,480 | 7.39 | 5 | 41.66 | 0 | 0.00 | 0 | 0.00 | 38 | 23.17 | 2 | 13.33 | 2 | 8.00 | 6 | 10.53 | 0 | 0.00 | 5 | 20.00 |
| Other | 1,847 | 2.49 | 2 | 16.67 | 3 | 16.67 | 0 | 0.00 | 21 | 12.80 | 1 | 6.67 | 5 | 20.00 | 3 | 5.26 | 0 | 0.00 | 1 | 4.00 |
| All usual residents aged 16+ in employment by industry: | 77,756 | | 8 | | 20 | | 3 | | 63 | | 24 | | 10 | | 11 | | 4 | | 21 | |
| Agriculture, energy & water | 2,051 | 2.64 | 0 | 0.00 | 0 | 0.00 | 0 | 0.00 | 3 | 4.76 | 1 | 4.17 | 1 | 10.00 | 0 | 0.00 | 0 | 0.00 | 0 | 0.00 |
| Manufacturing | 12,573 | 16.17 | 0 | 0.00 | 2 | 10.00 | 0 | 0.00 | 6 | 9.52 | 2 | 8.33 | 3 | 30.00 | 0 | 0.00 | 0 | 0.00 | 2 | 9.52 |
| Construction | 6,650 | 8.55 | 0 | 0.00 | 3 | 15.00 | 1 | 33.33 | 9 | 14.29 | 2 | 8.33 | 0 | 0.00 | 2 | 18.18 | 0 | 0.00 | 2 | 9.52 |
| Wholesale & retail trade; repair of motor vehicles/motorcycles | 11,750 | 15.11 | 2 | 25.00 | 3 | 15.00 | 0 | 0.00 | 6 | 9.52 | 4 | 16.67 | 0 | 0.00 | 2 | 18.18 | 0 | 0.00 | 5 | 23.81 |
| Transport & storage | 3,034 | 3.90 | 0 | 0.00 | 0 | 0.00 | 0 | 0.00 | 3 | 4.76 | 1 | 4.17 | 0 | 0.00 | 2 | 18.18 | 0 | 0.00 | 0 | 0.00 |
| Accommodation & food service activities | 3,409 | 4.38 | 0 | 0.00 | 4 | 20.00 | 0 | 0.00 | 7 | 11.11 | 1 | 4.17 | 0 | 0.00 | 0 | 0.00 | 0 | 0.00 | 0 | 0.00 |
| Information & communication | 1,495 | 1.92 | 1 | 12.50 | 0 | 0.00 | 0 | 0.00 | 1 | 1.59 | 0 | 0.00 | 0 | 0.00 | 0 | 0.00 | 0 | 0.00 | 1 | 4.76 |
| Financial & insurance activities | 2,720 | 3.50 | 0 | 0.00 | 1 | 5.00 | 0 | 0.00 | 1 | 1.59 | 2 | 8.33 | 0 | 0.00 | 1 | 9.09 | 0 | 0.00 | 2 | 9.52 |
| Real estate activities | 843 | 1.08 | 1 | 12.50 | 0 | 0.00 | 0 | 0.00 | 1 | 1.59 | 0 | 0.00 | 0 | 0.00 | 0 | 0.00 | 0 | 0.00 | 0 | 0.00 |
| Professional, scientific & technical activities | 2,934 | 3.77 | 1 | 12.50 | 0 | 0.00 | 0 | 0.00 | 2 | 3.17 | 1 | 4.17 | 1 | 10.00 | 0 | 0.00 | 0 | 0.00 | 1 | 4.76 |
| Administrative & support service activities | 3,490 | 4.49 | 0 | 0.00 | 2 | 10.00 | 1 | 33.33 | 5 | 7.94 | 2 | 8.33 | 2 | 20.00 | 0 | 0.00 | 1 | 25.00 | 1 | 4.76 |
| Public administration & defence; compulsory social security | 7,102 | 9.13 | 2 | 25.00 | 0 | 0.00 | 1 | 33.33 | 3 | 4.76 | 1 | 4.17 | 0 | 0.00 | 0 | 0.00 | 1 | 25.00 | 1 | 4.76 |
| Education | 7,097 | 9.13 | 0 | 0.00 | 1 | 5.00 | 0 | 0.00 | 3 | 4.76 | 2 | 8.33 | 1 | 10.00 | 1 | 9.09 | 0 | 0.00 | 2 | 9.52 |
| Human health & social work activities | 9,653 | 12.41 | 1 | 12.50 | 2 | 10.00 | 0 | 0.00 | 7 | 11.11 | 4 | 16.67 | 0 | 0.00 | 2 | 18.18 | 1 | 25.00 | 2 | 9.52 |
| Other industries | 2,955 | 3.80 | 0 | 0.00 | 2 | 10.00 | 0 | 0.00 | 6 | 9.52 | 1 | 4.17 | 2 | 20.00 | 1 | 9.09 | 1 | 25.00 | 2 | 9.52 |
| All usual residents aged 16+ and highest level of qualification: | 143,825 | | 26 | | 49 | | 16 | | 308 | | 41 | | 44 | | 81 | | 6 | | 56 | |
| No qualifications | 45,102 | 31.36 | 16 | 61.54 | 26 | 53.06 | 6 | 37.50 | 207 | 67.21 | 19 | 46.34 | 33 | 75.00 | 65 | 80.25 | 2 | 33.33 | 38 | 67.86 |
| Level 1 qualifications | 21,459 | 14.92 | 0 | 0.00 | 6 | 12.25 | 0 | 0.00 | 26 | 8.44 | 6 | 14.63 | 2 | 4.54 | 5 | 6.17 | 0 | 0.00 | 3 | 5.36 |
| Level 2 qualifications | 23,361 | 16.24 | 0 | 0.00 | 6 | 12.25 | 3 | 18.75 | 20 | 6.49 | 3 | 7.32 | 4 | 9.09 | 4 | 4.94 | 2 | 33.33 | 2 | 3.57 |
| Apprenticeship | 5,595 | 3.89 | 1 | 3.85 | 0 | 0.00 | 1 | 6.25 | 5 | 1.62 | 2 | 4.88 | 1 | 2.27 | 1 | 1.23 | 0 | 0.00 | 2 | 3.57 |
| Level 3 qualifications | 16,154 | 11.23 | 3 | 11.54 | 4 | 8.16 | 3 | 18.75 | 19 | 6.17 | 3 | 7.32 | 0 | 0.00 | 1 | 1.23 | 1 | 16.67 | 5 | 8.93 |
| Level 4 qualifications and above | 26,843 | 18.66 | 6 | 23.08 | 4 | 8.16 | 1 | 6.25 | 23 | 7.47 | 6 | 14.63 | 1 | 2.27 | 4 | 4.94 | 1 | 16.67 | 5 | 8.93 |
| Other qualifications | 5,311 | 3.69 | 0 | 0.00 | 3 | 6.12 | 2 | 12.50 | 8 | 2.60 | 2 | 4.88 | 3 | 6.82 | 1 | 1.23 | 0 | 0.00 | 1 | 1.78 |
| All usual residents and general health: | 178,806 | | 31 | | 63 | | 21 | | 521 | | 53 | | 72 | | 155 | | 6 | | 84 | |
| Very good or good | 133,654 | 74.75 | 14 | 45.16 | 45 | 71.43 | 16 | 76.19 | 330 | 63.34 | 36 | 67.92 | 49 | 68.06 | 105 | 67.74 | 6 | 100.00 | 58 | 69.05 |
| Fair | 28,488 | 15.93 | 7 | 22.58 | 11 | 17.46 | 3 | 14.29 | 92 | 17.66 | 12 | 22.64 | 11 | 15.28 | 23 | 14.84 | 0 | 0.00 | 14 | 16.67 |
| Bad or very bad | 16,664 | 9.32 | 10 | 32.26 | 7 | 11.11 | 2 | 9.52 | 99 | 19.00 | 5 | 9.43 | 12 | 16.67 | 27 | 17.42 | 0 | 0.00 | 12 | 14.28 |
| All usual residents and religion: | 178,806 | | 31 | | 63 | | 21 | | 521 | | 53 | | 72 | | 155 | | 6 | | 84 | |
| Christian | 90,669 | 50.71 | 17 | 54.84 | 29 | 46.03 | 8 | 38.09 | 400 | 76.77 | 21 | 39.62 | 53 | 73.61 | 126 | 81.29 | 2 | 33.33 | 43 | 51.19 |
| Buddhist | 278 | 0.15 | 1 | 3.23 | 1 | 1.59 | 1 | 4.76 | 4 | 0.77 | 2 | 3.77 | 0 | 0.00 | 0 | 0.00 | 0 | 0.00 | 1 | 1.19 |
| Hindu | 174 | 0.10 | 0 | 0.00 | 0 | 0.00 | 0 | 0.00 | 2 | 0.38 | 0 | 0.00 | 0 | 0.00 | 0 | 0.00 | 0 | 0.00 | 0 | 0.00 |
| Jewish | 69 | 0.04 | 1 | 3.23 | 0 | 0.00 | 0 | 0.00 | 0 | 0.00 | 1 | 1.89 | 0 | 0.00 | 0 | 0.00 | 0 | 0.00 | 1 | 1.19 |
| Muslim | 391 | 0.22 | 0 | 0.00 | 2 | 3.17 | 0 | 0.00 | 6 | 1.15 | 1 | 1.89 | 0 | 0.00 | 1 | 0.64 | 0 | 0.00 | 1 | 1.19 |
| Sikh | 152 | 0.08 | 1 | 3.23 | 0 | 0.00 | 0 | 0.00 | 3 | 0.58 | 1 | 1.89 | 0 | 0.00 | 0 | 0.00 | 0 | 0.00 | 0 | 0.00 |
| Other religion | 665 | 0.37 | 2 | 6.45 | 0 | 0.00 | 0 | 0.00 | 9 | 1.73 | 2 | 3.77 | 0 | 0.00 | 0 | 0.00 | 0 | 0.00 | 0 | 0.00 |
| No religion | 73,084 | 40.87 | 9 | 29.03 | 21 | 33.33 | 6 | 28.57 | 72 | 13.82 | 20 | 37.74 | 9 | 12.50 | 23 | 14.84 | 2 | 33.33 | 26 | 30.95 |
| Religion not stated | 13,324 | 7.45 | 0 | 0.00 | 10 | 15.87 | 6 | 28.57 | 25 | 4.80 | 5 | 9.43 | 10 | 13.89 | 5 | 3.23 | 2 | 33.33 | 12 | 14.29 |

DRAFT 2016 GYPSY TRAVELLER ACCOMMODATION ASSESSMENT

| Variable | Caerphilly | | Bridgend | | Vale of Glamorgan | | Cardiff | | Rhondda Cynon Taff | | Blaenau Gwent | | Torfaen | | Monmouthshire | | Newport | | | |
|---|---------------|-------|------------------------|-------|------------------------|-------|------------------------|-------|------------------------|-------|------------------------|-------|------------------------|-------|------------------------|-------|------------------------|-------|-----------|-------|
| | All residents | | Gypsy/Irish travellers | | Gypsy/Irish travellers | | Gypsy/Irish travellers | | Gypsy/Irish travellers | | Gypsy/Irish travellers | | Gypsy/Irish travellers | | Gypsy/Irish travellers | | Gypsy/Irish travellers | | | |
| | Number | % | Number | % | Number | % | Number | % | Number | % | Number | % | Number | % | Number | % | Number | % | | |
| Household composition (number of households) | 74,479 | | 14 | | 26 | | 6 | | 158 | | 22 | | 30 | | 50 | | 3 | | 28 | |
| Single person aged 65+ households | 9,143 | 12.29 | 0 | 0.00 | 0 | 0.00 | 0 | 0.00 | 5 | 3.16 | 0 | 0.00 | 5 | 16.67 | 1 | 2.00 | 0 | 0.00 | 2 | 7.14 |
| Households containing only residents aged 65+ (more than one) | 6,161 | 8.27 | 0 | 0.00 | 0 | 0.00 | 0 | 0.00 | 1 | 0.63 | 0 | 0.00 | 1 | 3.33 | 2 | 4.00 | 0 | 0.00 | 0 | 0.00 |
| Single person households | 11,053 | 14.84 | 8 | 57.14 | 6 | 23.08 | 0 | 0.00 | 34 | 21.52 | 5 | 22.73 | 8 | 26.67 | 9 | 18.00 | 1 | 33.33 | 6 | 21.43 |
| Married/same-sex civil partnership couple households with: | | | | | | | | | | | | | | | | | | | | |
| no children | 9,737 | 13.07 | 1 | 7.14 | 1 | 3.85 | 0 | 0.00 | 2 | 1.27 | 2 | 9.09 | 1 | 3.33 | 3 | 6.00 | 0 | 0.00 | 1 | 3.57 |
| dependent children | 11,025 | 14.80 | 1 | 7.14 | 3 | 11.54 | 0 | 0.00 | 15 | 9.49 | 1 | 4.54 | 3 | 10.00 | 4 | 8.00 | 1 | 33.33 | 6 | 21.43 |
| all children non-dependent | 5,687 | 7.64 | 2 | 14.29 | 3 | 11.54 | 1 | 16.70 | 4 | 2.53 | 1 | 4.54 | 0 | 0.00 | 1 | 2.00 | 0 | 0.00 | 0 | 0.00 |
| Cohabiting couple households with: | | | | | | | | | | | | | | | | | | | | |
| no children | 3,435 | 4.61 | 1 | 7.14 | 1 | 3.85 | 0 | 0.00 | 5 | 3.16 | 2 | 9.09 | 0 | 0.00 | 1 | 2.00 | 0 | 0.00 | 0 | 0.00 |
| dependent children | 4,282 | 5.75 | 0 | 0.00 | 2 | 7.69 | 3 | 50.00 | 7 | 4.43 | 5 | 22.73 | 1 | 3.33 | 3 | 6.00 | 0 | 0.00 | 1 | 3.57 |
| all children non-dependent | 495 | 0.66 | 0 | 0.00 | 0 | 0.00 | 0 | 0.00 | 1 | 0.63 | 0 | 0.00 | 0 | 0.00 | 0 | 0.00 | 0 | 0.00 | 0 | 0.00 |
| Lone parent households with: | | | | | | | | | | | | | | | | | | | | |
| dependent children | 6,533 | 8.77 | 1 | 7.14 | 7 | 26.92 | 1 | 16.70 | 55 | 34.82 | 5 | 22.73 | 8 | 26.67 | 18 | 36.00 | 0 | 0.00 | 7 | 25.00 |
| all children non-dependent | 3,141 | 4.22 | 0 | 0.00 | 0 | 0.00 | 1 | 16.70 | 4 | 2.53 | 0 | 0.00 | 2 | 6.67 | 0 | 0.00 | 0 | 0.00 | 1 | 3.57 |
| Other households | 3,787 | 5.08 | 0 | 0.00 | 3 | 11.53 | 0 | 0.00 | 25 | 15.83 | 1 | 4.54 | 1 | 3.33 | 8 | 16.00 | 1 | 33.33 | 4 | 14.29 |
| Car/van availability (number of households) | 74,479 | | 14 | | 26 | | 6 | | 158 | | 22 | | 30 | | 50 | | 3 | | 28 | |
| No cars or vans | 18,137 | 24.35 | 3 | 21.43 | 7 | 26.92 | 1 | 16.67 | 90 | 56.96 | 6 | 27.28 | 15 | 50.00 | 18 | 36.00 | 0 | 0.00 | 10 | 35.71 |
| 1 car or van | 32,153 | 43.17 | 7 | 50.00 | 13 | 50.00 | 4 | 66.66 | 52 | 32.91 | 8 | 36.36 | 11 | 36.67 | 24 | 48.00 | 1 | 33.33 | 10 | 35.71 |
| 2 or more cars and vans | 24,189 | 32.48 | 4 | 28.57 | 6 | 23.08 | 1 | 16.67 | 16 | 10.13 | 8 | 36.36 | 4 | 13.33 | 8 | 16.00 | 2 | 66.67 | 8 | 28.58 |

The 2011 Census tables used for the above analysis are as follows:

- DC2101EW Ethnic group by sex and age
- DC6201EW Economic activity by ethnic group by sex by age
- DC5209EW Highest level of qualification by ethnic group
- DC6211EW Industry by ethnic group by age
- DC2301EW Ethnic group by provision of unpaid care by general health
- DC2201EW Ethnic group by religion
- DC1201EW Household composition by ethnic group of Household Reference Person
- DC4202EW Tenure by car or van availability by ethnic group of Household Reference Person

Appendix 7: Letter to Schools



Pontllanfraith
House
Pontllanfraith
Blackwood
NP12 2YW

Tŷ Pontllan-fraith
Pontllan-fraith
Coed Duon
NP12 2YW

Your Ref/Eich Cyf:
Our Ref/Ein Cyf: MW
Contact/Cysylltwc Mark Jennings
Telephone/Ffôn: 01495 235198
E Mail/E Bost: Jennim1@caerphilly.gov
.uk
Date/Dyddiad: 19th June 2015

Dear Sir/Madam,

Re: Consultation Poster – Gypsy and Traveller Accommodation Assessment

Dear Head Teacher

Caerphilly County Borough Council are currently undergoing an assessment into the accommodation needs of Gypsy and Travellers in the Caerphilly Local Authority area. This is part of a national approach which requires all Local Authorities throughout Wales to assess the housing needs of Gypsy and Travellers. As part of this assessment we are looking to speak with as many people from this community as possible, even if those community members reside in bricks and mortar housing. Welsh Government have recognised that current and projected accommodation needs of Gypsies and Travellers have often not been well understood, this Gypsy and Traveller assessment is therefore a requirement to measure the level of housing need and to provide provision to support that demand.

In 2011 the National census highlighted that there are a small number of Gypsy and Travellers residing in Caerphilly, as a result we are working in partnership across Local Authority services to promote the participation of Gypsy and Travellers in a survey to gaining their views, forming part of this approach we are writing to all schools throughout the Local Education Authority for your support.

If you are aware of any pupils/families of pupils who attend your school that identify themselves as Gypsy and Travellers, we would like to hear from them. Enclosed/attached is a poster promoting the assessment and encouraging participation in face to face surveys, we would be grateful if this literature could be circulated to any of the above pupils to take home to parents (hard copies of the

DRAFT 2016 GYPSY TRAVELLER ACCOMMODATION ASSESSMENT

attached can be forwarded to you on request). There is no obligation on schools to forward this literature on to any pupils and we are not seeking any information on ethnicity of pupils attending your school, however we would welcome your assistance in promoting the assessment and the opportunity for members of this community to have their voices heard.

The Council has set up a working group to oversee the undertaking of a county borough wide assessment. This steering group is chaired by Mark Jennings, if you have any questions or concerns regarding this process please contact Mark Jennings on the following number 01495 235198.

Yours sincerely

Mark Jennings
Housing Strategy Officer

Enc.